

Recliner Builder

Visit getknu.com to learn more.

Weight Capacity: Select One

650 lbs (Standard)

Inside Seat Width: 24" or 22"

Inside Seat Depth: 21"

Seat Height: 21.5"

750 lbs (Bariatric)

Inside Seat Width: 29"

Inside Seat Depth: 21"

Seat Height: 21.5"

*Add seat and arm width to get overall width.

Leg Support Mechanism: Select One

Standard Breakaway

Locking Orthopedic

Leg Rest Style: Select One

Chaise

Non-Chaise

Infinite Position Back: Select One

Locking Back

Non-Locking Back

Caster: Select One

4" 2-Caster Lock & Steer (S4)

4" Central Caster Lock & Steer (Q4)

Standard 4" 3-Swivel & 1-Rigid

3" Dual Wheel Central Locking (Q3)

5" Central Caster Lock & Steer (Q5)

Back Style: Select One



EV




Rêma & Kadia Mod




Koncert

Arm Cap Style:



EV, Rêma, Koncert



Kadia Mod

Arm Width: Select One

Standard

Narrow

(EV style only)

Seat Width: Select One

22"

24"

29" *Durable 750 Series

Arm Cap Options: Select One [Click here to see textile and finishes](#)


Fully Upholstered

Urethane



Corian[®] Solid Surface

*Other Solid Surface options available. Call for quote.



Arm Function: Select One Fold Down Arm Removable Arm

Arm Side: Select One Dual Sides Right Side (facing) Left Side (facing)

Moisture Barrier: Select All That Apply Seat Back

Available Options: Select All That Apply

click image for in-depth video on option



Side Tray Table (TSL1/TSR1)



Folding Side Tray Table (FST)



Padded Side Tray Table (PLFST)



Adjustable Headrest Pillow (AHP)



Foley Bag Holder (FBH)



Wrist Restraint (WR)



Trendelenburg (TE)



Adjustable Back Pad (ABP) **Durable 650 Series only



Paper Roll Holder (PR1) **Paper Sold Separately



LiquiCell (LC)




IV Pole (IV/DP)



QR Bracket (QR)



Heat + Massage w/ In-Arm Controls (H/HM)



Heat + Massage w/ Wand Controls (HW/HMW)



Monitor Arm with Tray (MTR)



Hospital Grade Power (USB)



Foot Tray (FT)



Folding Cup Holder Tray (LFSTRCH)

All Durable[®] 650 Series/Durable[®] 750 Series Recliners are standard with:

True Flatbed Sleep Position ■ Quick Removable Back & Lift Off Seat for Cleanability

Edge Guard ■ Push Bar ■ Lifetime Limited Warranty