

Durable[®] POWER SERIES



L A  B O Y[®]
H E A L T H C A R E

KNÚ[®]

Powering Ahead

The Durable® Power Series combines over a half century of recliner mastery with leading, proven technology to create something completely new to the healthcare space—fully adjustable infinite position power recliners featuring weightless zero gravity capability.





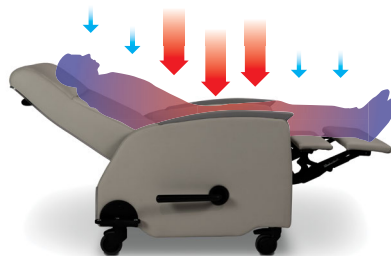
A Knú Frontier in Comfort

While the Durable® Power Series is an **infinite position power recliner**, among the presets built into the control wand is another standout feature: **the zero gravity position**

What Does “Zero Gravity Position” Mean?

The origin of the zero gravity position can be traced back to none other than NASA. As astronauts started to occupy its first space station, Skylab, the organization soon began examining the posture the human body naturally assumes in microgravity; what it termed neutral body posture (NBP).

Their observation of crew members revealed that when physically relaxed in the microgravity conditions of space, the body automatically enters a particular posture with certain angles made by the joints and positions assumed by the limbs. This research led to the development of special standards that guide how NASA designs flight systems to support human health and safety.



Independent seat and back angles, common to most recliners in the industry, create more stretch points; pressure points are common in the lower back & pelvic region in most standard seated positions



Pressure is evenly distributed in zero gravity position
(arm folded down for visibility)

The same neutral body posture science is the basis for the zero gravity position capability incorporated into Durable® Power Series recliners. As the three axes of movement gently recline the user back, the position relieves the strain on muscles and joints caused by gravity through equalizing the distribution of weight across the entire body. When positioned in the zero gravity position, users experience a sense of weightlessness similar to what astronauts feel in the microgravity of space.



Durable® Power Series ZG RECLINER

Designed from the ground up for 24/7 healthcare environments with fully power operated recline via the wand controller, the ZG Recliner offers peak performance to match its unparalleled level of comfort.

Z = Applicable to ZG Recliner

L = Applicable to ZG Lift Assist Recliner

Patient Transfer, Simplified

Optional fold down arms enable smooth, safe movement of patients from the recliner to a bed or other position. Single or dual sided fold down arms allow transfer in both the seated and full flatbed position.

Z L

Central Locking Casters

Standard with a 4" central locking caster system, the ZG Recliner is ready to move. Also available in 3" and 5" to customize seat height or increase ground clearance to accommodate tables. **Z**



Heat & Massage

Heat and massage options enhance comfort for users during extended sessions or procedures in which body heat is lost. **Z L**



Control Wand Presets

All Durable® Power Series recliners are operated with an intuitive control wand, preset with easy access buttons for the most common positions. Individual controls for each axis of movement allow users to fine tune the foot rest, back, and seat angle for maximum comfort. **Z L**

Weightless Zero Gravity

A wand preset takes users to a median zero gravity position, which can be finely adjusted on every axis to allow each individual to find their unique neutral weightless posture. **Z L**



Home



Zero Gravity



True Flatbed Sleep Position



Trendelenburg

All the landmark features of the ZG Recliner, with added Lift Assist functionality to aid users as they exit the chair—all easily operated via the control wand.

Durable® Power Series ZG LIFT ASSIST RECLINER

Dressed to Heal

A myriad of back styles, arm cap styles and materials, and thousands of healthcare grade textiles enable all Durable® Series recliners to fit the aesthetic of any space. **Z L**

Crafted for Cleaning

All Durable® Series recliners feature a quick removable back that can come off for cleaning in seconds. Zero entrapment areas and a lift up seat allow fast sanitization on every shift. **Z L**

Battery Backup

An optional Battery Backup unit is available to power the unit for a return to the home position in the event of a power outage. **Z L**

Safe for Lift Off

The 3" central locking caster system automatically secures all four casters when the wand is engaged. Outside of patient reach, a pedal on the back allows a caregiver to unlock the casters with a quick press (unless the chair is in a lifted position). Also available with 4" or 5" casters. **L**

Comfort & Convenience

A myriad of available options are designed to make the user feel at home while receiving care, such as pull out foot rests, USB charging ports, and a monitor arm with tray to hold a tablet or gaming device. **Z L**



Trendelenburg

True Flatbed Sleep Position

Zero Gravity

Home

Lift Assist



Full Power Comfort

Fully power operated recline and other features of the Durable® Power Series are all in service of its purpose: maximum comfort and performance, for patient and caregiver alike.



Wand Magic

The included control wand makes movement to any position easy and intuitive—no handles or levers to educate users on, just simple presets and individual directional buttons with graphics illustrating the corresponding movement. The buttons light up momentarily when pressed to allow for late night adjustments.



Precise Positioning

The back, seat, and foot rest angles can be controlled individually, allowing caregivers to hold patients in any desired position, whether to replace a leg wrap or to prop up the feet without moving an injured upper body.

Engineered for Easy Cleaning

All Durable® series recliners were created from the ground up with constant sanitization in mind. Smart design allows each recliner to be cleaned thoroughly, quickly, and as frequently as needed.



Quick Removable Back & Lift Up Seat

The quick removable back and lift up seat allow easy access (and visibility) to all surfaces for cleaning, and the base of the recliner has been specially designed with zero entrapment areas to prevent fluids from sitting—any spills go straight down to the floor to be quickly wiped away.



Fabrics & Finishes

Thousands of healthcare grade textiles further aid in cleanability. Materials from all major suppliers are available, with colors and patterns to match any facility's aesthetic or color scheme. Solid surface, urethane, and wood arm caps add further protection, cleanability, and visual options.

A Focus on Safety

While patients are receiving care, safety should be their last concern. The Durable® Power Series was created with several smart features designed to promote safety and peace of mind for both patient and caregiver.



Seated & Lay Flat Transfer

Patient transfer arms allow caregivers to relocate users directly to a bed or other surface, reducing opportunities for patient falls—among the most common adverse events reported by hospitals.



Battery Backup

An optional Battery Backup unit is available, enabling recliner functions in the event of a power outage so users are always able to get back to the seated position.

Expand Safety Functionality with ZG Lift Assist Recliner

The ZG Lift Assist Recliner incorporates additional features to enhance overall safety for individuals or populations that need a special level of care.



Lift Assist

Designed to help users with limited abilities exit the recliner safely. Casters stay locked any time the Lift Assist feature is being used to completely secure the chair. To prevent accidental operation, the Lift button must be held down to continue movement (as with all other position wand buttons in the Durable® Power Series).



Automatic Safety Locking Caster System

Upon engaging the control wand, the central locking caster system automatically locks all four casters to stop unwanted motion. A simple press of the pedal on the back—outside of patient reach—releases the brake so the recliner can be moved. For maximum safety, the casters cannot be unlocked when the Lift Assist motion is in progress at any stage.

Durable® Power Series Recliner Builder

For full specs & details, visit getknu.com

Model: Select One



ZG Recliner



ZG Lift Assist Recliner

Aesthetic Style (arm shape & recliner back): Select One



Rêma



Koncert



Kadia Mod

Caster Size: Select One

3" Dual Wheel Central Locking Casters (Q3)
(Standard on ZG Lift Assist Recliner)

4" Central Locking Casters (Q4)
(Standard on ZG Recliner)


5" Central Locking Casters (Q5)

**Selecting a caster option other than the standard for a model will affect seat height*

Arm Function: Select One

Stationary

Folding Patient Transfer



Transfer Arm Side

Right (facing)


Left (facing)

Dual Sided

Arm Cap Options: Select One

Fully Upholstered Arms

Corian®
Solid Surface



**Other Solid Surface options available. Please call for quote.*

Urethane



**Recliners with patient transfer arms are standard with urethane arm caps*

Moisture Barrier: Select All That Apply

Seat (MBS)

Back (MBB)

Available Options: Select All That Apply



Heat + Massage
w/ In-Arm Controls
(H/HM)



Heat + Massage
w/ Wand Controls
(HW/HMW)



Foot Tray (FT)



Foley Bag Holder
(FBH)**




Folding Side Tray
Table (LFSTR)**



Folding Cup Holder
Tray (LFSTRCH)**



Padded Side Tray
Table (PLFSTR)**



Hospital Grade
Power (USB)



Adjustable Headrest
Pillow (AHP)



IV Pole (IV/DP) **



Monitor Arm with
Tray (MTR)**




Paper Roll Holder
(PR1)
**paper sold separately*



Adjustable Side
Tray (TSR1)**



Adjustable Back Pad
(ABP)



Wrist Restraint
(WR)



LiquiCell (LC)

***Only available on ZG Recliner*

All Durable® Power Series Products are Standard with

True Flatbed Sleep Position ▪ Quick Removable Back & Lift Off Seat for Cleanability ▪ Edge Guard ▪ Push Bar ▪ Lifetime Limited Warranty ▪ Trendelenburg
Wt. Rating: 650 lbs Static / 500 lbs Dynamic ▪ Inside Seat Width: 24"

812.367.2068/p | getknu.com | customerservice@getknu.com