

ZG Exam Lift Recliner Builder

For full specs & details, visit getknu.com

Durable® Power Series ZG Exam Lift Recliner

Seat Width: 24"
Seat Height: 23"
Dynamic Wt Cap: 500 lbs
Static Wt Cap: 650 lbs



Aesthetic Style (arm shape & recliner back style): Select One



Rêma



Koncert



Kadia Mod

Caster Size: Select One

- 3" Dual Wheel Central Locking Casters (Q3) - Standard
- 4" Central Locking Casters (Q4) (Increases seat ht 1 3/8")
- 5" Central Locking Casters (Q5) (Increases seat ht 2 1/8")

Moisture Barrier: Select All That Apply

- Seat (MBS)
- Back (MBB)

Arm Function: Select One

- Stationary
- Folding Patient Transfer
 - Transfer Arm Side
 - Right (facing)
 - Left (facing)
 - Dual Sided




Arm Cap Options: Select One

- Fully Upholstered Arms*

*Patient transfer arm recliners standard with urethane arm caps

**Other solid surface options available. Please call for quote.

- Corian® Solid Surface**




- Urethane




Available Options: Select All That Apply



Heat + Massage w/ In-Arm Controls (H/HM)



Heat + Massage w/ Wand Controls (HW/HMW)



Hospital Grade Power (USB)



Foley Bag Holder (FBH)



LiquiCell (LC)



IV Pole (IV/DP)



Monitor Arm with Tray (MTR)
*also available without tray



Paper Roll Holder (PR1)
*paper sold separately




Adjustable Side Tray (TSR1/TSL1)



Battery Back Up (BBU)



Adjustable Headrest Pillow (AHP)



Adjustable Back Pad (ABP)

Standard with

True Flatbed Sleep Position ▪ Quick Removable Back & Lift Off Seat for Cleanability ▪ Edge Guard ▪ Push Bar ▪ Lifetime Limited Warranty ▪ Trendelenburg Position
Wt. Rating: 650 lbs Static / 500 lbs Dynamic ▪ Inside Seat Width: 24"