

Project: _____
 Contact: _____
 Email/Phone: _____
 Date: _____

Recliner Builder

Durable® Recliners

Base

650 Series
 Mobile Healthcare
 Wt Capacity: 650 lbs
 Seat Width: 24"
 Seat Height: 21.5"
 Recline: Manual



650 Series - Compact
 Mobile Healthcare
 Wt Capacity: 650 lbs
 Seat Width: 22"
 Seat Height: 21.5"
 Recline: Manual



750 Series
 Bariatric Mobile Healthcare
 Wt Capacity: 750 lbs
 Seat Width: 29"
 Seat Height: 21.5"
 Recline: Manual



Power Series - ZG Recliner
 Power/Zero-G Mobile Healthcare
 Wt Cap: 650 static / 500 dynamic
 Seat Width: 24"
 Seat Height: 22"
 Recline: Power
 Z = standard ZG feature



Functionality

Leg Rest Style



Chaise
 Continuous
 Leg Support



Standard

Caster Locking System

Q3 - 3" Central Locking
 Q4 - 4" Central Lock & Steer
 Q5 - 5" Central Lock & Steer
 S4 - 4" Two-Caster Lock & Steer

4S3R1 - 4" 3 Swivel/1 Rigid Individual Locking Casters

*ZG Power Recliners standard with Q4, and are not available with steer function.

+Lift to Exam Height

See Durable® Exam Lift Series

+Sit to Stand / Lift Assist

See Durable® Power - ZG Lift Assist

+Rocker Recliner

See Durable® 550 Series

Back Function

Infinite Position Hydraulic Locking Back

*All Durable® Series recliners have a removable back for easy cleaning

Patient Transfer (choose one)

Side (facing): L R both

Fold Down Arm(s)

Removable Arm(s)²

Standard Stationary Arms

Trendelenburg Position

Yes
 No



Orthopedic Footrest

Yes (locking footrest)
 No (breakaway footrest)

Moisture Barrier

Seat Back

Visual

Aesthetic Style

Denotes back and arm design



EV² EV narrow arm²



Koncert



Rema




Kadia Mod

Arm Caps

Solid Surface
 Urethane*
 None

*Standard on transfer arms

Additional Options



Heat
 In Arm Control Wand



Heat & Massage
 In Arm Control Wand



Folding Side Tray
 Small Large



Folding Cup Holder Side Tray



Padded Large Folding Side Tray



Adjustable Side Tray
 Single Dual Side



Adjustable Back Pad



Adjustable Head Rest Pillow



Monitor Arm
 with Tray No Tray




IV Pole & Bracket
 Single Dual Side



Foley Bag Holder



Foot Tray



USB Power Outlet



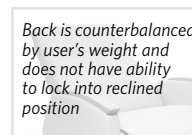
Wrist Restraint Mounts



Battery Back Up
 *Power models only



LiquiCell



Non-Locking Back

Back is counterbalanced by user's weight and does not have ability to lock into reclined position

¹Standard on right side (facing). Replace "R" with "L" for left side (facing) option where available.

²Not available on ZG Recliner.