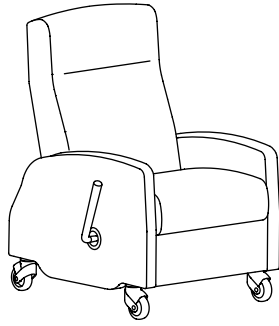


## Kure | Healthcare Recliner - 22.5" Seat Width - 450 lb Weight Rating



### Standard Product Information

- Upholstered Arms
- Seat Foam Density - 2.3 HR (High Resiliency)
- Back Foam Density - 1.75 HR (High Resiliency)
- All Interior Plywood is California Carb Compliant/Phase II
- Removable Back to Clean for Infectious Disease Control
- Mid-Ottoman Calf Support
- (3) 4" Swivel Locking Casters & (1) 4" Rigid Locking Caster
- Back reclines in infinite reclining positions.

### DIMENSIONS | K0107

Width	30	Seat Width	22.5	Back Height	24.5
Depth	37	Seat Depth	21	Arm Height	26
Height	44.5	Seat Height	20	Weight	118
COM	4.5 YDS	Seat Depth (kick-out)	37.5	Reclined Depth	71
Weight Capacity	450 lbs.	Distance from Wall	20		

### K0107 MOBILE RECLINER - INFINITE POSITION LOCKING BACK - UPH ARMS

COM	4	5	6	7	8	9	10	11
2739	2809	2909	3029	3189	3349	3499	3729	5019

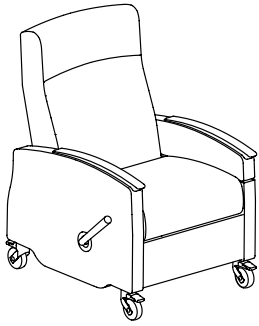
Options	List Price	Options	List Price
F Upholstered Arms	Standard	FBH Foley Bag Holder	\$79
U Urethane Arm Caps	\$149	FT Foot Tray	\$249
W Wood Arm Caps*	\$199	IV IV Pole and Bracket	\$219
J Solid Surface Arm Caps	\$499	LFSTR Lg Right Side (facing) Folding Side Tray	\$219
Z Multi-Cover	Use Highest Grade	Solid Surface	\$799
S4 2-Caster Lock & Steer	\$499	PLFSTR Padded Lg Right Side (facing) Folding Side Tray	\$329
Q4 4" Central Caster Lock & Steer	\$899	(Requires 1 yd of fabric)	
EG Edge Guard	Standard	QR Quick Release Bracket	\$59
CAL CAL TB133	See page 12	SFSTR Sm Right Side (facing) Folding Side Tray	\$219
MBB Moisture Barrier Back	\$50	Solid Surface	\$799
MBS Moisture Barrier Seat	\$50	SS4 All 4" Swivel Locking Caster	\$29
AHP Adjustable Head Rest Pillow	\$299	TD3 Dual Side Tray (Dual TSL1/TSR1)	\$698
(Requires 1 yd of fabric)		TSL1 Left Side (facing) Tray	\$349
DP Dual IV Poles	\$439	TSR1 Right Side (facing) Tray	\$349
		WR Wrist Restraint (per pair)	\$199

\*Please refer to page 14 for finishes.

Please refer to pages 160/161 for Options descriptions & images.

Please refer to page 158 for the recliner ordering guide.

# Kure | Mobile Healthcare Recliner - Fold Down Arm - 22.5" Seat - 450 lb Rating



### DIMENSIONS | K0167

Width	30	Seat Width	22.5	Back Height	24.5
Depth	37	Seat Depth	21	Arm Height	26
Height	44.5	Seat Height	20	Weight	138
COM	5 YDS	Seat Depth (kick-out)	37.5	Reclined Depth	71
Weight Capacity	450 lbs.	Distance from Wall	20		

### K0167 MOBILE RECLINER RIGHT (FACING) FOLD DOWN ARM INFINITE POSITION LOCKING BACK - URETHANE ARM CAPS

COM	4	5	6	7	8	9	10	11
3209	3289	3399	3499	3659	3819	3969	4189	5559

Options	List Price
U Urethane Arm Caps	Standard
W Wood Arm Caps*	\$199
J Solid Surface Arm Caps	\$499
Z Multi Cover	Use Highest Grade
S4 2-Caster Lock & Steer	\$499
Q4 4" Central Caster Lock & Steer	\$899
EG Edge Guard	Standard
CAL CAL TB133	See page 12
MBB Moisture Barrier Back	\$50
MBS Moisture Barrier Seat	\$50
AHP Adjustable Head Rest Pillow	\$299
FBH Foley Bag Holder	\$79
FT Foot Tray	\$249
IV IV Pole and Bracket	\$219
SS4 All 4" Swivel Locking Caster	\$29

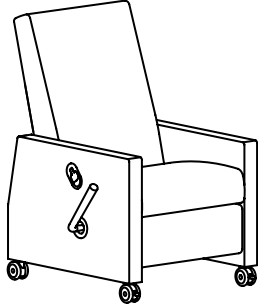
\*Please refer to page 14 for finishes.

AHP option requires 1 yd of fabric.

Please refer to page 158 for the recliner ordering guide.



## M0107 | Max Healthcare Recliner - 450 lb Weight Rating



### Standard Product Information

- Upholstered Arms are Standard
- Seat Foam Density - 2.3 HR (High Resiliency)
- Back Foam Density - 1.75 HR (High Resiliency)
- All Interior Plywood is California Carb Compliant/Phase II
- Removable Back to Clean for Infectious Disease Control
- Mid-Ottoman Calf Support
- (4) 3" Swivel Locking Casters {Not Intended for Transport}
- Back reclines in infinite reclining positions. Patients can adjust seating and back positions to their exact preference through body movements. Infinite position locking back control lever located left side (facing).

### DIMENSIONS | M0107

Width	32.75	Seat Width	22.5	Back Height	24.5
Depth	33.5	Seat Depth	20	Arm Height	25
Height	44	Seat Height	19.5	Weight	98.3
COM	4.1 YDS	Seat Depth (kick-out)	38	Reclined Depth	70
Weight Capacity	450 lbs.	Distance from Wall	18		

### M0107 MOBILE RECLINER - INFINITE POSITION LOCKING BACK - UPH ARMS

COM	4	5	6	7	8	9	10	11
2319	2369	2489	2629	2789	2969	3179	3439	4689

Options	List Price	Options	List Price
F Upholstered Arms	Standard	LFSTR Lg Right Side (facing) Folding Side Tray	\$219
U Urethane Arm Caps*	\$149	Solid Surface	\$799
T Thermofoil Arm Caps*	\$119	PLFSTR Padded Lg Right Side (facing) Folding Side Tray	\$329
J Solid Surface Arm Caps*	\$449	QR Quick Release Bracket	\$59
Z Multi Cover	Use Highest Grade	SFSTR Sm Right Side (facing) Folding Side Tray	\$219
EG Edge Guard	Standard	Solid Surface	\$799
CAL CAL TB133	See page 12	TD3 Dual Side Tray (Dual TSL1/TSR1)	\$698
MBB Moisture Barrier Back	\$50	TSL1 Left Side (facing) Tray	\$349
MBS Moisture Barrier Seat	\$50	TSR1 Right Side (facing) Tray	\$349
FBH Foley Bag Holder	\$79	WR Wrist Restraint (per pair)	\$199

\*Please refer to page 14 for finishes.

PLFSTR option requires 1 yd of fabric.

Please refer to pages 160/161 for Options descriptions & images.

Please refer to page 158 for the recliner ordering guide.