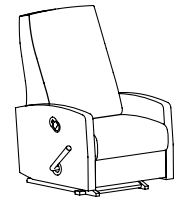
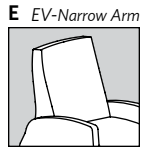


DURABLE® 550 SERIES

Healthcare Rocker Recliners | Stationary

Select Aesthetic Style (Denotes back & arm design)



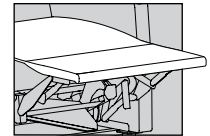
Select Functional Style (Aesthetic style code precedes selected model number below, e.g., RC1127)

4125 Stationary Rocker Recliner - Narrow Arms - Infinite Position Locking Back

COM	Dillon	Carson	A ₅	B ₆	C ₇	D ₈	E ₉	F ₁₀	G ₁₁	H ₁₂	I ₁₃
3909	3949	4109	4239	4429	4639	4899	5229	5789	6179	6579	

C4125 Stationary Rocker Chaise Recliner - Narrow Arms - Infinite Position Locking Back

COM	Dillon	Carson	A ₅	B ₆	C ₇	D ₈	E ₉	F ₁₀	G ₁₁	H ₁₂	I ₁₃
4189	4249	4379	4539	4719	4909	5179	5499	6049	6579	6979	



Chaise Models

Dimensions

E4125 EC4125	Overall			Seat			Back H	Arm H	Kick Out Seat D	Recline D	Distance from Wall
	W	D	H	W	D	H					
	32	34.25	43.25	23.75	21	18.75	24.5	24.25	36	72	19.5

General Info

COM: 5 yds
w/ Chaise
COM: 6 yds
Wt Cap: 550 lb
Unit
Weight: 128 lb

Available Options

ARM CAP OPTIONS

See pg 2 for finishes

U	Urethane	169
J1	Solid Surface - Group 1	619
J2	Solid Surface - Group 2	819
F	Fully Upholstered Arms	Standard

CASTER OPTIONS

Not applicable on stationary models

ADDITIONAL FEATURES & OPTIONS

EG	Protective Edge Guard	Standard
QR	Additional Quick Release Accessory Bracket	69
CAL	CAL TB133	See pg 9
Z	Multi Cover	Use Pricing for Highest Grade

PATIENT WELLNESS & COMFORT OPTIONS

ABP	Adjustable Back Pad	
	Textile Grades COM-B	459
	Textile Grades C-I	569
FBH	Foley Bag Holder	89
MBB	Moisture Barrier (Back)	59
MBS	Moisture Barrier (Seat)	59
MR	Monitor Arm (right side facing) ^{1,2}	849
MTR	Monitor Arm with Tray (right side facing) ^{1,2}	949

Refer to pg 103 for full option details and images

¹Includes QR bracket connection installed on recliner

²Standard on right side (facing). Replace "R" with "L" for left side (facing) option where available.

