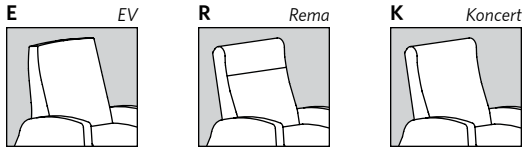


# 350 SERIES

# Room Saver™ Recliner | Power & Lift

## Select Aesthetic Style *(Denotes back & arm design)*



*(Koncert style pictured)*

## Select Functional Style *(Aesthetic style code precedes selected model number below, e.g., RC1306)*

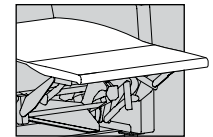
### CH02NO **Power & Lift Room Saver™ Chaise Recliner**

COM	Dillon/Carson	A <sub>5</sub>	B <sub>6</sub>	C <sub>7</sub>	D <sub>8</sub>	E <sub>9</sub>	F <sub>10</sub>	G <sub>11</sub>	H <sub>12</sub>	I <sub>13</sub>
3639	3689	3799	3939	4149	4359	4599	4889	5109	5399	5689

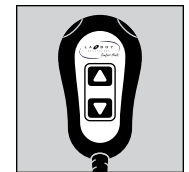
## Dimensions

	Overall			Seat			Back H	Arm H	Kick Out Seat D	Recline D	Distance from Wall
	W	D	H	W	D	H					
ECH02NO	30.75	34.25	39.5	22.25	20	17.25	23.5	23.75	38	65.5	5
RCH02NO	30.75	34.25	39.5	22.25	20	17.25	23.5	23.75	38	65.5	5
KCH02NO	30.75	34.25	39.5	22.25	20	17.25	23.5	23.75	38	65.5	5

**General Info**  
 COM: 5 yds  
 Wt Cap: 350 lb  
 Unit Weight: 120 lb



*Chaise Continuous Leg Support*



*Power Recliner Wand*

## Available Options

### ARM CAP OPTIONS

*See pg 2 for finishes*

F	Fully Upholstered Arms	Standard
U	Urethane	169
J1	Solid Surface - Group 1	619
J2	Solid Surface - Group 2	819

### PATIENT WELLNESS & COMFORT OPTIONS

MBB	Moisture Barrier (Back)	See pg 11
MBS	Moisture Barrier (Seat)	See pg 11

### ADDITIONAL FEATURES & OPTIONS

CAL	CAL TB133	See pg 9
Z	Multi Cover	Use Pricing for Highest Grade

*\*Refer to pg 103 for full option details and images\**