




EV, Rêma, Leda, Koncert | Body Weight Activated Gliders - 22" Seat - 350 lb Weight Rating




EV | E1716
30.75" Overall Width



Rêma | R1716
30.75" Overall Width



Leda | L1716
30.75" Overall Width



Koncert | K1716
30.75" Overall Width

DIMENSIONS | R1716 | L1716 | K1716

Width	30.25	Seat Width	22	Back Height	26.5
Depth	34	Seat Depth	21	Arm Height	25
Height	42.5	Seat Height	18.75	Weight	89
COM	6 YDS	Distance from Wall	12	Weight Capacity	350 lbs.

DIMENSIONS | E1716

Width	30.25	Seat Width	22	Back Height	27.5
Depth	34	Seat Depth	21	Arm Height	25
Height	42.5	Seat Height	18.75	Weight	88
COM	6 YDS	Distance from Wall	12	Weight Capacity	350 lbs.

1716 GLIDER - UPHOLSTERED ARMS - BODY WEIGHT ACTIVATED GLIDER

COM	4	5	6	7	8	9	10	11
2209	2329	2419	2519	2659	2849	3039	3249	3569

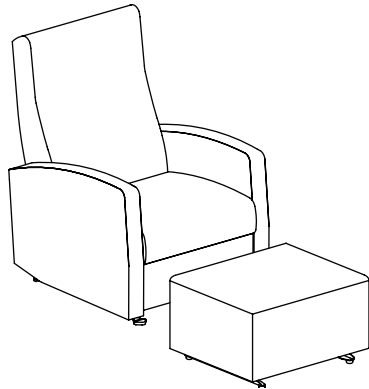
Options	List Price
F Upholstered Arms	Standard
U Urethane Arm Caps*	\$149
W Wood Arm Caps*	\$199
J Solid Surface Arm Caps* (Not Available on Leda)	\$499
Z Multi Cover	Use Highest Grade
CAL CAL TB133	See page 12
MBB Moisture Barrier Back	\$50
MBS Moisture Barrier Seat	\$50

*Please refer to page 14 for finishes.

Please refer to page 158 for the recliner ordering guide.

TO ORDER, SPECIFY

- 1. Model Number 3. Finish
- 2. Textile 4. Options



GOT00 - GLIDING OTTOMAN

COM - 2 YDS

COM	4	5	6	7	8	9	10	11
699	729	749	799	839	889	949	1009	1109

W	D	H	Weight
23.25	19.25	14.75	29

**Can only order ottoman with E1716, R1716, L1716, and K1716 glider models.*