

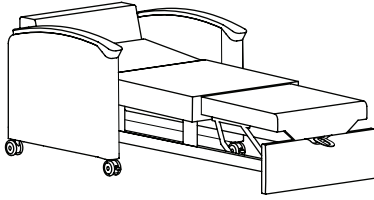
Options*

- W Wood Arm Caps (Add \$229)
- CAL CAL TB133 (Please refer to page 12.)
- WF Wood Legs (\$279)

TO ORDER, SPECIFY

- 1. Model Number
- 2. Textile
- 3. Finish
- 4. Options

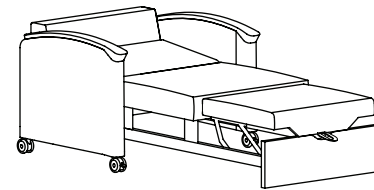
*Black Urethane Arm Caps Standard



H1700 | 34" SLEEP CHAIR - STANDARD WITH CASTERS - STANDARD WITH URETHANE ARM CAPS

DIMENSIONS - COM 7 YDS

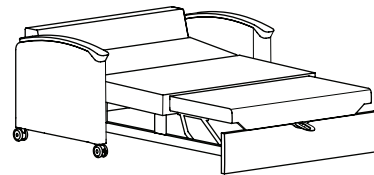
Width	34	Seat Width	26.5	Back Height	18.25				
Depth	34.25	Seat Depth	21	Arm Height	27.25				
Height	34.5	Seat Height	26.5	Weight	173				
COM	4	5	6	7	8	9	10	11	
	4509	4719	4919	5099	5409	5819	6199	6699	7769



H1800 | 38" SLEEP CHAIR - STANDARD WITH CASTERS - STANDARD WITH URETHANE ARM CAPS

DIMENSIONS - COM 9 YDS

Width	38	Seat Width	30.5	Back Height	18.25				
Depth	34.25	Seat Depth	19.75	Arm Height	27.25				
Height	34.5	Seat Height	21	Weight	200				
COM	4	5	6	7	8	9	10	11	
	4629	4859	5259	5569	6059	6489	7049	7819	8489



H1900 | 54" SLEEP CHAIR - STANDARD WITH CASTERS - STANDARD WITH URETHANE ARM CAPS

DIMENSIONS - COM 10 YDS

Width	54	Seat Width	46.5	Back Height	18.25				
Depth	34.25	Seat Depth	19.75	Arm Height	27.25				
Height	34.5	Seat Height	21	Weight	229				
COM	4	5	6	7	8	9	10	11	
	5909	6079	6449	6869	7339	7939	8549	9339	9709

