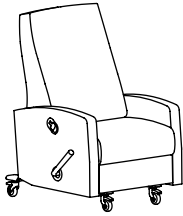
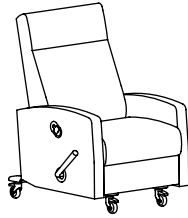



EV, Rêma, Koncert | Mobile Rocker Recliners - 24" Seat Width - 550 lb Weight Rating



EV | E1127 | EC1127
32.5" Overall Width



Rêma | R1127 | RC1127
32.5" Overall Width



Koncert | K1127 | KC1127
32.5" Overall Width

DIMENSIONS | R1127 | K1127 | Chaise Models

Width	32.5	Seat Width	23.75	Back Height	23.75
Depth	38	Seat Depth	21.5	Arm Height	25
Height	43.5	Seat Height	19.75	Weight	153
COM (Standard)	6 YDS	COM (Chaise)	7 YDS	Seat Depth (kick-out)	37.5
Reclined Depth	72.5	Weight Capacity	550 lbs.	Distance from Wall	19.5

DIMENSIONS | E1127 | Chaise Models

Width	32.5	Seat Width	23.75	Back Height	25
Depth	38	Seat Depth	21.5	Arm Height	25
Height	44.75	Seat Height	19.75	Weight	151
COM (Standard)	6 YDS	COM (Chaise)	7 YDS	Seat Depth (kick-out)	37.5
Reclined Depth	72.5	Weight Capacity	550 lbs.	Distance from Wall	20.5

1127 MOBILE ROCKER RECLINER INFINITE POSITION LOCKING BACK - UPH ARMS

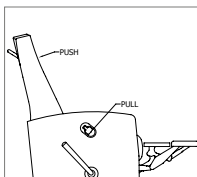
COM	4	5	6	7	8	9	10	11
4069	4139	4279	4429	4689	4909	5209	5549	6229

C1127 MOBILE CHAISE ROCKER RECLINER INFINITE POSITION LOCKING BACK - UPH ARMS

COM	4	5	6	7	8	9	10	11
4339	4419	4549	4699	4979	5169	5489	5809	6479

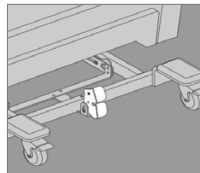
Options	List Price
F Upholstered Arms	Standard
U Urethane Arm Caps*	\$169
W Wood Arm Caps*	\$229
J Solid Surface Arm Caps* - Group 1	\$619 (Group 2 add \$200)
Z Multi Cover	Use Highest Grade
CAL CAL TB133	See page 12

Options	List Price
MBB Moisture Barrier Back	\$59
MBS Moisture Barrier Seat	\$59
FBH Foley Bag Holder	\$89
3S4 All 3" Swivel Locking Caster	\$19
AHP Adjustable Headrest Pillow	\$339
(*Requires 1 yd of fabric)	
QR Additional Quick Release Accessory Bracket	\$69
MR/L Right/Left Side (facing) Monitor Arm	\$629
MTR/L Right/Left Side (facing) Monitor Arm with Tray	\$629
ABP Adjustable Back Pad (COM - Grade 6)	\$459
Adjustable Back Pad (Grade 7-11)	\$569



Infinite Position Locking Back Lever
(1127 + 4127 Models Only)

Infinite Position Locking Back lever allows patient/caregivers to lock back in any recline position. Locking Back Lever is located on the inside of the left arm (facing) on select models. Locking Back Lever is located on the outside of the left arm (facing) on Dual Lateral Transfer Arm models.



Rocker/Lock Mechanism
(1127 + 4127 Models Only)

The mobile rocker recliner features a locking mechanism that locks the rocker making it easy on the patient for entering/exiting the chair and also during transport.

*Please refer to page 14 for finishes.

Please refer to pages 134/135 for Option descriptions & images.
Please refer to page 132 for the recliner ordering guide.