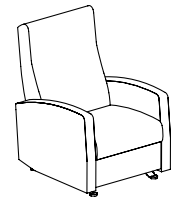
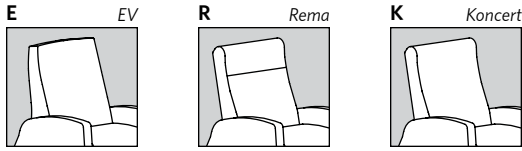


350 SERIES

Body Weight Activated Glider

Select Aesthetic Style (Denotes back & arm design)



(Koncert style pictured)

Select Functional Style (Aesthetic style code precedes selected model number below, e.g., RC1306)

1716 Body Weight Activated Glider

COM	Dillon/Carson	A ₅	B ₆	C ₇	D ₈	E ₉	F ₁₀	G ₁₁	H ₁₂	I ₁₃
2789	2879	2939	3059	3199	3379	3599	3809	4109	4469	4739

Dimensions

	Overall			Seat			Back H	Arm H	Distance from Wall
	W	D	H	W	D	H			
E1716	30.25	34	42.5	22	21	18.75	27.5	25	12
R1716	30.25	34	42.5	22	21	18.75	26.5	25	12
K1716	30.25	34	42.5	22	21	18.75	26.5	25	12

General Info

COM: 6 yds

Wt Cap: 350 lb
Unit Weight: 89 lb

Available Options

ARM CAP OPTIONS

See pg 2 for finishes

F	Fully Upholstered Arms	Standard
U	Urethane	169
J1	Solid Surface - Group 1	619
J2	Solid Surface - Group 2	819

PATIENT WELLNESS & COMFORT OPTIONS

MBB	Moisture Barrier (Back)	See pg 11
MBS	Moisture Barrier (Seat)	See pg 11

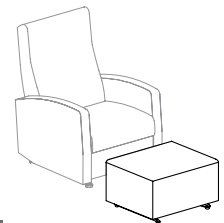
ADDITIONAL FEATURES & OPTIONS

CAL	CAL TB133	See pg 9
Z	Multi Cover	Use Pricing for Highest Grade

Refer to pg 103 for full option details and images

GOT00 Gliding Ottoman (designed to complement 1716 style gliders only)

COM	Dillon/Carson	A ₅	B ₆	C ₇	D ₈	E ₉	F ₁₀	G ₁₁	H ₁₂	I ₁₃
889	899	909	969	1009	1049	1129	1189	1269	1369	1449



Dimensions

	Overall		
	W	D	H
	23.25	19.25	14.75

General Info

COM: 2 yds

Unit Weight: 29 lb