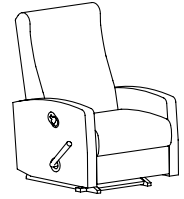
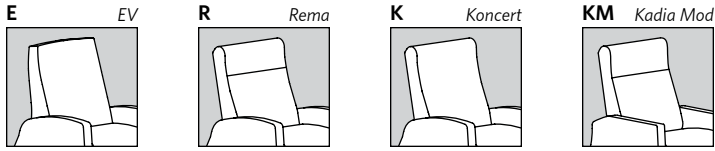


DURABLE® 550 SERIES

Healthcare Rocker Recliners | Stationary

Select Aesthetic Style *(Denotes back & arm design)*



(Koncert style pictured)

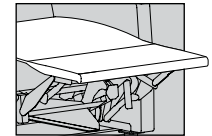
Select Functional Style *(Aesthetic style code precedes selected model number below, e.g., RC1127)*

1125 Stationary Rocker Recliner - Infinite Position Locking Back

COM	Dillon	Carson	A ₅	B ₆	C ₇	D ₈	E ₉	F ₁₀	G ₁₁	H ₁₂	I ₁₃
3909	3949	4109	4239	4429	4639	4899	5229	5789	6189	6579	

C1125 Stationary Chaise Rocker Recliner - Infinite Position Locking Back

COM	Dillon	Carson	A ₅	B ₆	C ₇	D ₈	E ₉	F ₁₀	G ₁₁	H ₁₂	I ₁₃
4189	4249	4379	4539	4719	4909	5179	5499	6049	6579	6979	



Chaise Models

Dimensions

	Overall			Seat			Back H	Arm H	Kick Out Seat D	Recline D	Distance from Wall
	W	D	H	W	D	H					
E1125 EC1125	32.5	34.25	43.25	23.75	21	18.75	24.5	24.25	36	71	19.5
R1125 RC1125 K1125 KC1125	32.5	39	43.25	23.75	21	18.75	24.5	24.25	36	71	18.5
KM1125 KMC1125	32.5	39	43.25	23.75	21	18.75	24.5	24.5	36	71	16

General Info

COM: 5 yds
w/ Chaise
COM: 6 yds

Wt Cap: 550 lb
Unit
Weight: 134 lb

Available Options

ARM CAP OPTIONS

See pg 2 for finishes

U	Urethane	169
J1	Solid Surface - Group 1	619
J2	Solid Surface - Group 2	819
F	Fully Upholstered Arms	Standard

CASTER OPTIONS

Not applicable on stationary models

ADDITIONAL FEATURES & OPTIONS

EG	Protective Edge Guard	Standard
QR	Additional Quick Release Accessory Bracket	69
CAL	CAL TB133	See pg 9
Z	Multi Cover	Use Pricing for Highest Grade

PATIENT WELLNESS & COMFORT OPTIONS

ABP	Adjustable Back Pad	
	Textile Grades COM-B	459
	Textile Grades C-I	569
FBH	Foley Bag Holder	89
MBB	Moisture Barrier (Back)	59
MBS	Moisture Barrier (Seat)	59
MR	Monitor Arm (right side facing) ^{1,2}	849
MTR	Monitor Arm with Tray (right side facing) ^{1,2}	949

Refer to pg 103 for full option details and images

¹Includes QR bracket connection installed on recliner

²Standard on right side (facing). Replace "R" with "L" for left side (facing) option where available.

