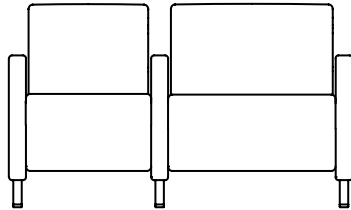


TO ORDER, SPECIFY


- 1. Model Number 3. Finish
- 2. Textile 4. Options



KMU20IBRF - 2 SEAT LOUNGE RIGHT BARIATRIC (FACING) WITH INTERVENING ARM, UPHOLSTERED ARMS

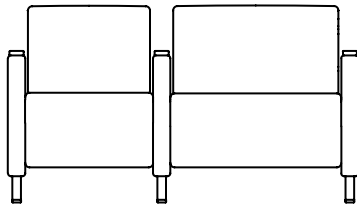
DIMENSIONS

Width	59.5	Seat Width	22 (29.5 bariatric)	Back Height	15
Depth	29	Seat Depth	20	Arm Height	25.25
Height	32.75	Seat Height	18.25	Weight	151
COM	7.1 YDS				



PRICING - KMU20IBRF


COM	4	5	6	7	8	9	10	11
3859	3969	4129	4309	4509	4789	4959	5319	6109



KMU20IBR - 2 SEAT LOUNGE RIGHT BARIATRIC (FACING) WITH INTERVENING ARM, ARM CAPS

DIMENSIONS

Width	59.5	Seat Width	22 (29.5 bariatric)	Back Height	15
Depth	29	Seat Depth	20	Arm Height	25.5
Height	32.75	Seat Height	18.25	Weight	151
COM	7 YDS				



PRICING WITH URETHANE ARM CAPS - KMU20IBRU

COM	4	5	6	7	8	9	10	11
4009	4129	4279	4439	4649	4919	5109	5479	6269

PRICING WITH WOOD ARM CAPS - KMU20IBRW

COM	4	5	6	7	8	9	10	11
4169	4279	4429	4599	4809	5069	5259	5599	6379

PRICING WITH SOLID SURFACE ARM CAPS - KMU20IBRJ

COM	4	5	6	7	8	9	10	11
5019	5109	5259	5389	5599	5849	6019	6379	7059

**For above model with solid surface arm caps, add \$300 List for Group 2 solid surface finish*