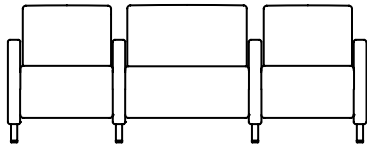


**TO ORDER, SPECIFY**

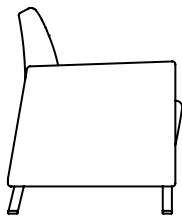
- 1. Model Number      3. Finish
- 2. Textile             4. Options



**KMU30IBCF - 3 SEAT LOUNGE CENTER BARIATRIC WITH INTERVENING UPHOLSTERED ARMS**

**DIMENSIONS**

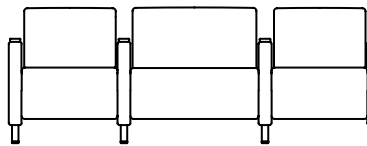
Width	84.25	Seat Width	22 (29.5 bariatric)	Back Height	15
Depth	29	Seat Depth	20	Arm Height	25.25
Height	32.75	Seat Height	18.25	Weight	206
COM	9.6 YDS				



**PRICING - KMU30IBCF**


COM	4	5	6	7	8	9	10	11	
	5479	5619	5859	6079	6329	6679	6929	7509	8259

**KMU30IBC - 3 SEAT LOUNGE CENTER BARIATRIC WITH INTERVENING ARMS, ARM CAPS**



**DIMENSIONS**

Width	84.25	Seat Width	22 (29.5 bariatric)	Back Height	15
Depth	29	Seat Depth	20	Arm Height	25.5
Height	32.75	Seat Height	18.25	Weight	206
COM	9.5 YDS				



**PRICING WITH URETHANE ARM CAPS - KMU30IBCU**

COM	4	5	6	7	8	9	10	11	
	5679	5839	6059	6279	6539	6879	7129	7689	8509

**PRICING WITH WOOD ARM CAPS - KMU30IBCW**

COM	4	5	6	7	8	9	10	11	
	5889	6039	6269	6489	6739	7069	7309	7889	8609

**PRICING WITH SOLID SURFACE ARM CAPS - KMU30IB CJ**

COM	4	5	6	7	8	9	10	11	
	6999	7159	7359	7569	7809	8119	8339	8919	9459

*\*For above model with solid surface arm caps, add \$400 List for Group 2 solid surface finish*