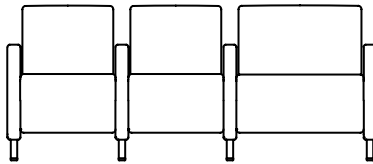


TO ORDER, SPECIFY


- 1. Model Number 3. Finish
- 2. Textile 4. Options



KMU30IBRF - 3 SEAT LOUNGE RIGHT BARIATRIC (FACING) WITH INTERVENING UPHOLSTERED ARMS

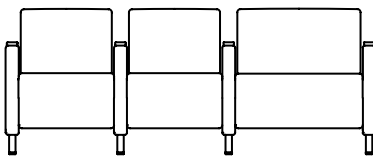
DIMENSIONS

Width	84.25	Seat Width	22 (29.5 bariatric)	Back Height	15
Depth	29	Seat Depth	20	Arm Height	25.25
Height	32.75	Seat Height	18.25	Weight	206
COM	9.6 YDS				



PRICING - KMU30IBRF


COM	4	5	6	7	8	9	10	11	
	5479	5619	5859	6079	6329	6679	6929	7509	8259



KMU30IBR - 3 SEAT LOUNGE RIGHT BARIATRIC (FACING) WITH INTERVENING ARMS, ARM CAPS

DIMENSIONS

Width	84.25	Seat Width	22 (29.5 bariatric)	Back Height	15
Depth	29	Seat Depth	20	Arm Height	25.5
Height	32.75	Seat Height	18.25	Weight	206
COM	9.5 YDS				



PRICING WITH URETHANE ARM CAPS - KMU30IBRU

COM	4	5	6	7	8	9	10	11	
	5679	5839	6059	6279	6539	6879	7129	7689	8509

PRICING WITH WOOD ARM CAPS - KMU30IBRW

COM	4	5	6	7	8	9	10	11	
	5889	6039	6269	6489	6739	7069	7309	7889	8609

PRICING WITH SOLID SURFACE ARM CAPS - KMU30IBRJ

COM	4	5	6	7	8	9	10	11	
	6999	7159	7359	7569	7809	8119	8339	8919	9459

**For above model with solid surface arm caps, add \$400 List for Group 2 solid surface finish*