



General Product Information

- Passive Flex Back
- Seat clean-out
- Wall-saver leg design
- Adjustable glides
- 16 gauge steel frame
- Arms connected by heavy steel rails
- Seat foam: 2.8 high resilience density foam that meets CAL 117 Fire Standards
- Back foam: 1.7 density foam that meets CAL 117 Fire Standards
- Comfort webbing in seats
- Field replaceable components

To Order, Specify

- Model Number
- Textile
- Finish
- Options

Available Options

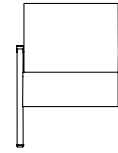
<p>FRAME OPTIONS <i>See pg 2 for finishes</i> <i>*Standard in 540 Pewter finish</i></p>		<p>ADDITIONAL FEATURES & OPTIONS</p>	
<p>ARM CAP OPTIONS <i>See pg 2 for finishes</i></p>		CAL	CAL TB133 <i>See pg 9</i>
U	Urethane <i>Standard on specified models</i>	Z	Multi Cover <i>Use Pricing for Highest Grade</i>
J	Solid Surface <i>Standard on specified models</i>	MB	Moisture Barrier <i>See pg 11</i>

KAL12 - Lounge Chair

Dimensions

Overall			Seat		
W	D	H	W	D	H
27	30.5	34.5	24	20.5	19
			Back H	Arm H	
			16	25.5	

COM: 2.75 yds
 Wt Cap: 550 lb
 Unit Weight: 55.3 lb



KAL12U with Urethane Arm Caps

COM	Dillon	Carson	A ₅	B ₆	C ₇	D ₈	E ₉	F ₁₀	G ₁₁	H ₁₂	I ₁₃
1969	1999	2029	2089	2139	2229	2339	2469	2699	2839	2949	

KAL12J with Solid Surface Arm Caps (Add \$50 List per arm cap for Group 2 solid surface finish)


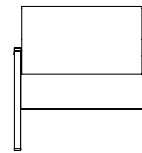
COM	Dillon	Carson	A ₅	B ₆	C ₇	D ₈	E ₉	F ₁₀	G ₁₁	H ₁₂	I ₁₃
2369	2399	2429	2489	2539	2629	2739	2869	3099	3269	3419	

KAL12B - Bariatric Lounge Chair

Dimensions

Overall			Seat		
W	D	H	W	D	H
33	30.5	34.5	30	20.5	19
			Back H	Arm H	
			16	25.5	

COM: 2.9 yds
 Wt Cap: 750 lb
 Unit Weight: 62.7 lb



KAL12BU with Urethane Arm Caps

COM	Dillon	Carson	A ₅	B ₆	C ₇	D ₈	E ₉	F ₁₀	G ₁₁	H ₁₂	I ₁₃
2199	2219	2259	2339	2449	2559	2689	2749	3119	3289	3529	

KAL12BJ with Solid Surface Arm Caps (Add \$50 List per arm cap for Group 2 solid surface finish)

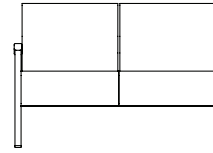
COM	Dillon	Carson	A ₅	B ₆	C ₇	D ₈	E ₉	F ₁₀	G ₁₁	H ₁₂	I ₁₃
2599	2619	2659	2739	2849	2959	3089	3149	3519	3699	3869	

KAL24 - 2 Seat Lounge Chair

Dimensions

Overall			Seat		
W	D	H	W	D	H
51.25	30.5	34.5	48	20.5	19
			Back H	Arm H	
			16	25.5	

COM: 3.87 yds
 Wt Cap: 750 lb
 Unit Weight: 87.3 lb



KAL24U with Urethane Arm Caps

COM	Dillon	Carson	A ₅	B ₆	C ₇	D ₈	E ₉	F ₁₀	G ₁₁	H ₁₂	I ₁₃
2799	2839	2919	3009	3129	3269	3409	3529	4019	4349	4599	

KAL24J with Solid Surface Arm Caps (Add \$50 List per arm cap for Group 2 solid surface finish)


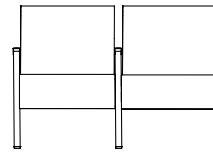
COM	Dillon	Carson	A ₅	B ₆	C ₇	D ₈	E ₉	F ₁₀	G ₁₁	H ₁₂	I ₁₃
3199	3239	3319	3409	3529	3669	3809	3929	4419	4549	4669	

KAL24I - 2 Seat Lounge Chair with Intervening Arm

Dimensions

Overall			Seat		
W	D	H	W	D	H
51.25	30.5	34.5	24	20.5	19
			Back H	Arm H	
			16	25.5	

COM: 4.173 yds
 Wt Cap: 1000 lb
 Unit Weight: 101 lb



KAL24IU with Urethane Arm Caps

COM	Dillon	Carson	A ₅	B ₆	C ₇	D ₈	E ₉	F ₁₀	G ₁₁	H ₁₂	I ₁₃
3519	3619	3699	3869	4059	4289	4549	4699	4789	4999	5269	

KAL24IJ with Solid Surface Arm Caps (Add \$50 List per arm cap for Group 2 solid surface finish)

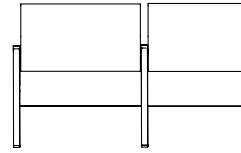
COM	Dillon	Carson	A ₅	B ₆	C ₇	D ₈	E ₉	F ₁₀	G ₁₁	H ₁₂	I ₁₃
4119	4219	4299	4469	4659	4889	5149	5299	5389	5839	6289	

KAL24IBL - 2 Seat Left 30" Bariatric Lounge Chair with Intervening Arm

Dimensions

Overall			Seat		
W	D	H	W	D	H
58.5	30.5	34.5	30	20.5	19
			Back H	Arm H	
			16	25.5	

COM: 4.88 yds
 Wt Cap: 1000 lb
 Unit Weight: 111 lb



KAL24IBLU with Urethane Arm Caps

COM	Dillon	Carson	A ₅	B ₆	C ₇	D ₈	E ₉	F ₁₀	G ₁₁	H ₁₂	I ₁₃
3469	3519	3609	3699	3849	4019	4199	4329	4789	5079	5399	

KAL24IBLJ with Solid Surface Arm Caps (Add \$50 List per arm cap for Group 2 solid surface finish)

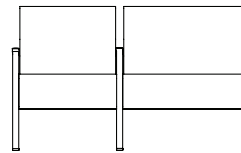
COM	Dillon	Carson	A ₅	B ₆	C ₇	D ₈	E ₉	F ₁₀	G ₁₁	H ₁₂	I ₁₃
4069	4119	4209	4299	4449	4619	4799	4929	5389	5839	6299	

KAL24IBR - 2 Seat Right 30" Bariatric Lounge Chair with Intervening Arm

Dimensions

Overall			Seat		
W	D	H	W	D	H
58.5	30.5	34.5	30	20.5	19
			Back H	Arm H	
			16	25.5	

COM: 4.88 yds
 Wt Cap: 1000 lb
 Unit Weight: 111 lb



KAL24IBRU with Urethane Arm Caps

COM	Dillon	Carson	A ₅	B ₆	C ₇	D ₈	E ₉	F ₁₀	G ₁₁	H ₁₂	I ₁₃
3469	3519	3609	3699	3849	4019	4199	4329	4789	5079	5399	

KAL24IBRJ with Solid Surface Arm Caps (Add \$50 List per arm cap for Group 2 solid surface finish)


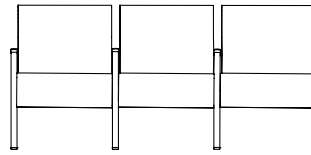
COM	Dillon	Carson	A ₅	B ₆	C ₇	D ₈	E ₉	F ₁₀	G ₁₁	H ₁₂	I ₁₃
4069	4119	4209	4299	4449	4619	4799	4929	5389	5839	6299	

KAL36I - 3 Seat Lounge Chair with Intervening Arms

Dimensions

Overall			Seat		
W	D	H	W	D	H
78.25	30.5	34.5	24	20.5	19
			Back H	Arm H	
			16	25.5	

COM: 5.65 yds
 Wt Cap: 1000 lb
 Unit Weight: 143 lb



KAL36IU with Urethane Arm Caps

COM	Dillon	Carson	A ₅	B ₆	C ₇	D ₈	E ₉	F ₁₀	G ₁₁	H ₁₂	I ₁₃
4709	4819	4879	5069	5269	5549	5779	5999	6159	6529	6839	

KAL36IJ with Solid Surface Arm Caps (Add \$50 List per arm cap for Group 2 solid surface finish)


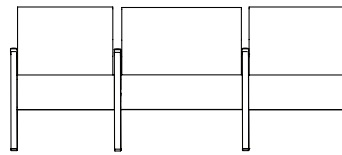
COM	Dillon	Carson	A ₅	B ₆	C ₇	D ₈	E ₉	F ₁₀	G ₁₁	H ₁₂	I ₁₃
5509	5619	5679	5869	6069	6349	6579	6799	6959	7259	7549	

KAL36IBC - 3 Seat Center 30" Bariatric Lounge Chair with Intervening Arms

Dimensions

Overall			Seat		
W	D	H	W	D	H
84.25	30.5	34.5	30	20.5	19
			Back H	Arm H	
			16	25.5	

COM: 5.95 yds
 Wt Cap: 1000 lb
 Unit Weight: 153.2 lb



KAL36BCU with Urethane Arm Caps

COM	Dillon	Carson	A ₅	B ₆	C ₇	D ₈	E ₉	F ₁₀	G ₁₁	H ₁₂	I ₁₃
4559	4649	4759	4889	5099	5349	5619	5819	6159	6699	7099	

KAL36BCJ with Solid Surface Arm Caps (Add \$50 List per arm cap for Group 2 solid surface finish)

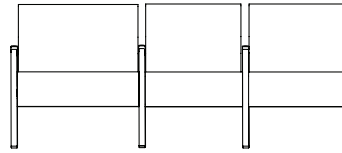
COM	Dillon	Carson	A ₅	B ₆	C ₇	D ₈	E ₉	F ₁₀	G ₁₁	H ₁₂	I ₁₃
5359	5449	5559	5689	5899	6149	6419	6619	6959	7399	7849	

KAL36IBL - 3 Seat Left 30" Bariatric Lounge Chair with Intervening Arms

Dimensions

Overall			Seat		
W	D	H	W	D	H
84.25	30.5	34.5	30	20.5	19
			Back H	Arm H	
			16	25.5	

COM: 5.95 yds
 Wt Cap: 1000 lb
 Unit Weight: 153.2 lb



KAL36IBLU with Urethane Arm Caps

COM	Dillon	Carson	A ₅	B ₆	C ₇	D ₈	E ₉	F ₁₀	G ₁₁	H ₁₂	I ₁₃
4559	4649	4759	4889	5099	5349	5619	5819	6159	6699	7099	

KAL36IBLJ with Solid Surface Arm Caps (Add \$50 List per arm cap for Group 2 solid surface finish)


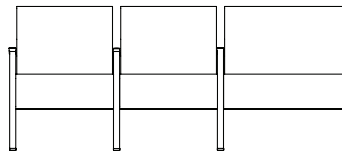
COM	Dillon	Carson	A ₅	B ₆	C ₇	D ₈	E ₉	F ₁₀	G ₁₁	H ₁₂	I ₁₃
5359	5449	5559	5689	5899	6149	6419	6619	6959	7399	7849	

KAL36IBR - 3 Seat Right 30" Bariatric Lounge Chair with Intervening Arms

Dimensions

Overall			Seat		
W	D	H	W	D	H
84.25	30.5	34.5	30	20.5	19
			Back H	Arm H	
			16	25.5	

COM: 5.95 yds
 Wt Cap: 1000 lb
 Unit Weight: 153.2 lb



KAL36IBRU with Urethane Arm Caps

COM	Dillon	Carson	A ₅	B ₆	C ₇	D ₈	E ₉	F ₁₀	G ₁₁	H ₁₂	I ₁₃
4559	4649	4759	4889	5099	5349	5619	5819	6159	6699	7099	

KAL36IBRJ with Solid Surface Arm Caps (Add \$50 List per arm cap for Group 2 solid surface finish)

COM	Dillon	Carson	A ₅	B ₆	C ₇	D ₈	E ₉	F ₁₀	G ₁₁	H ₁₂	I ₁₃
5359	5449	5559	5689	5899	6149	6419	6619	6959	7399	7849	