



General Product Information

- Passive Flex Back
- Seat clean-out
- Wall-saver leg design
- Adjustable glides
- 16 gauge steel frame
- Arms connected by heavy steel rails
- Seat foam: 2.8 high resilience density foam that meets CAL 117 Fire Standards
- Back foam: 1.7 density foam that meets CAL 117 Fire Standards
- Comfort webbing in seats
- Field replaceable components

To Order, Specify

- Model Number
- Textile
- Finish
- Options

Available Options

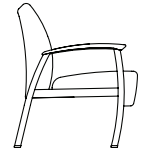
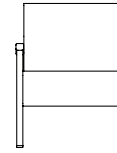
<p>FRAME OPTIONS <i>See pg 2 for finishes</i> *Standard in 540 Pewter finish</p> <p>ARM CAP OPTIONS <i>See pg 2 for finishes</i></p> <p>U Urethane Standard</p>	<p>ADDITIONAL FEATURES & OPTIONS</p> <p>CAL CAL TB133 See pg 9</p> <p>Z Multi Cover Use Pricing for Highest Grade</p> <p>MB Moisture Barrier See pg 11</p>
---	--

KOL12 - Lounge Chair

Dimensions

Overall			Seat		
W	D	H	W	D	H
27	30	35	24	20.5	18
		Back H			Arm H
		16			25.5

COM: 2.75 yds
Wt Cap: 550 lb
Unit Weight: 56.3 lb



KOL12U with Urethane Arm Caps

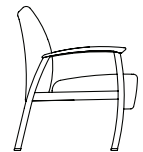
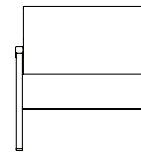
COM	Dillon/Carson	A ₅	B ₆	C ₇	D ₈	E ₉	F ₁₀	G ₁₁	H ₁₂	I ₁₃
1969	1999	2029	2089	2139	2229	2339	2469	2699	2889	3049

KOL12B - Bariatric Lounge Chair

Dimensions

Overall			Seat		
W	D	H	W	D	H
33	30	35	30	20.5	19
		Back H			Arm H
		16			25.5

COM: 2.9 yds
Wt Cap: 750 lb
Unit Weight: 63.5 lb



KOL12BU with Urethane Arm Caps

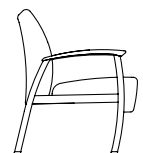
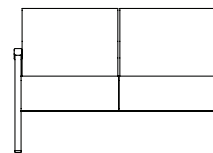
COM	Dillon/Carson	A ₅	B ₆	C ₇	D ₈	E ₉	F ₁₀	G ₁₁	H ₁₂	I ₁₃
2199	2219	2259	2339	2449	2559	2689	2749	3119	3319	3529

KOL24 - 2 Seat Lounge Chair

Dimensions

Overall			Seat		
W	D	H	W	D	H
51.25	30	35	48	20.5	19
		Back H			Arm H
		16			25.5

COM: 3.87 yds
Wt Cap: 750 lb
Unit Weight: 89 lb



KOL24U with Urethane Arm Caps

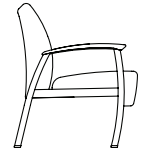
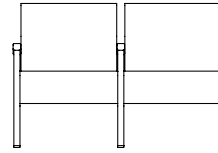
COM	Dillon/Carson	A ₅	B ₆	C ₇	D ₈	E ₉	F ₁₀	G ₁₁	H ₁₂	I ₁₃
2799	2839	2919	3009	3129	3269	3409	3529	4019	4319	4599

KOL24I - 2 Seat Lounge Chair with Intervening Arm

Dimensions

Overall			Seat		
W	D	H	W	D	H
51.25	30	35	24	20.5	19
		Back H			Arm H
		16			25.5

COM: 4.173 yds
 Wt Cap: 1000 lb
 Unit Weight: 101 lb



KOL24IU with Urethane Arm Caps

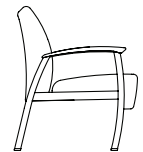
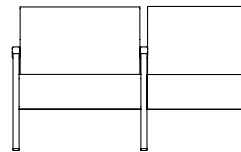
COM	Dillon/Carson	A ₅	B ₆	C ₇	D ₈	E ₉	F ₁₀	G ₁₁	H ₁₂	I ₁₃
3519	3619	3699	3869	4059	4289	4549	4699	4789	5049	5319

KOL24IBL - 2 Seat Left 30" Bariatric Lounge Chair with Intervening Arm

Dimensions

Overall			Seat		
W	D	H	W	D	H
58.5	30	35	30	20.5	19
		Back H			Arm H
		16			25.5

COM: 4.88 yds
 Wt Cap: 1000 lb
 Unit Weight: 110.5 lb



KOL24IBLU with Urethane Arm Caps

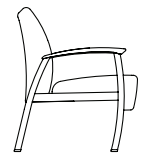
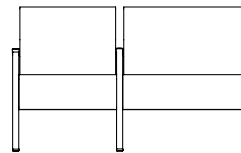
COM	Dillon/Carson	A ₅	B ₆	C ₇	D ₈	E ₉	F ₁₀	G ₁₁	H ₁₂	I ₁₃
3469	3519	3609	3699	3849	4019	4199	4329	4789	5129	5529

KOL24IBR - 2 Seat Right 30" Bariatric Lounge Chair with Intervening Arm

Dimensions

Overall			Seat		
W	D	H	W	D	H
58.5	30	35	30	20.5	19
		Back H			Arm H
		16			25.5

COM: 4.88 yds
 Wt Cap: 1000 lb
 Unit Weight: 110.5 lb



KOL24IBRU with Urethane Arm Caps

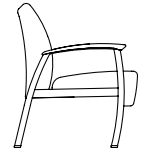
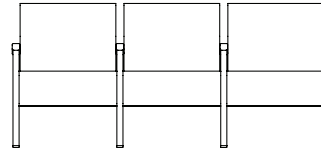
COM	Dillon/Carson	A ₅	B ₆	C ₇	D ₈	E ₉	F ₁₀	G ₁₁	H ₁₂	I ₁₃
3469	3519	3609	3699	3849	4019	4199	4329	4789	5129	5529

KOL36I - 3 Seat Lounge Chair with Intervening Arms

Dimensions

Overall			Seat		
W	D	H	W	D	H
78.25	30	35	24	20.5	19
			Back H	Arm H	
			16	25.5	

COM: 5.65 yds
 Wt Cap: 1000 lb
 Unit Weight: 143 lb



KOL36IU with Urethane Arm Caps

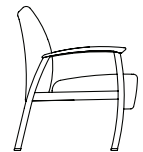
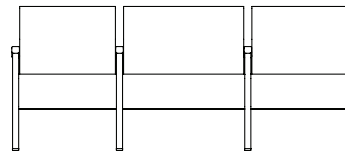
COM	Dillon/Carson	A ₅	B ₆	C ₇	D ₈	E ₉	F ₁₀	G ₁₁	H ₁₂	I ₁₃
4709	4819	4879	5069	5269	5549	5779	5999	6159	6579	6969

KOL36IBC - 3 Seat Center 30" Bariatric Lounge Chair with Intervening Arms

Dimensions

Overall			Seat		
W	D	H	W	D	H
84.25	30	35	30	20.5	19
			Back H	Arm H	
			16	25.5	

COM: 5.95 yds
 Wt Cap: 1000 lb
 Unit Weight: 153 lb



KOL36IBCU with Urethane Arm Caps

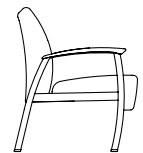
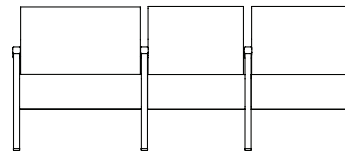
COM	Dillon/Carson	A ₅	B ₆	C ₇	D ₈	E ₉	F ₁₀	G ₁₁	H ₁₂	I ₁₃
4559	4649	4759	4889	5099	5349	5619	5819	6159	6699	7099

KOL36IBL - 3 Seat Left 30" Bariatric Lounge Chair with Intervening Arms

Dimensions

Overall			Seat		
W	D	H	W	D	H
84.25	30	35	30	20.5	19
			Back H	Arm H	
			16	25.5	

COM: 5.95 yds
 Wt Cap: 1000 lb
 Unit Weight: 153 lb



KOL36IBLU with Urethane Arm Caps

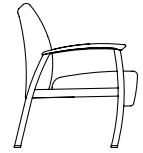
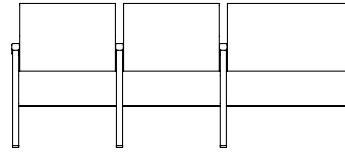
COM	Dillon/Carson	A ₅	B ₆	C ₇	D ₈	E ₉	F ₁₀	G ₁₁	H ₁₂	I ₁₃
4559	4649	4759	4889	5099	5349	5619	5819	6159	6699	7099

KOL36IBR - 3 Seat Right 30" Bariatric Lounge Chair with Intervening Arms

Dimensions

Overall			Seat		
W	D	H	W	D	H
84.25	30	35	30	20.5	19
		Back H			Arm H
		16			25.5

COM: 5.95 yds
 Wt Cap: 1000 lb
 Unit Weight: 153 lb



KOL36IBRU with Urethane Arm Caps

COM	Dillon/Carson	A ₅	B ₆	C ₇	D ₈	E ₉	F ₁₀	G ₁₁	H ₁₂	I ₁₃
4559	4649	4759	4889	5099	5349	5619	5819	6159	6699	7099