

Standard Product Information

- Grey Sculptured Polypropylene Arms Standard
- Black Sculptured Polypropylene Arms Options (No Upcharge)
- Steel Frame Construction
- 211 Silver Frost Powder Coat Frame is Standard, 042 Black Option
- High Quality Comfort Webbing in Guest Seats
- Ganging Tables Available on All Models
- Ganging Tables Include Connecting Hardware
- Standard with Adjustable Glides
- Wall-Saver Leg Design
- Field Replaceable Components
- Adjustable Glides

Dimensions

- | | |
|-------------------------------|---------|
| ▪ Width (Guest) | 24.5" |
| ▪ Width (Bariatric) | 33.5" |
| ▪ Depth | 29.5" |
| ▪ Height | 33.25" |
| ▪ Seat Width (Guest) | 20.75" |
| ▪ Seat Width (Bariatric) | 29.5" |
| ▪ Weight Capacity (Guest) | 500 lbs |
| ▪ Weight Capacity (Bariatric) | 750 lbs |

Moisture Barrier Options

Please refer to page 14.

CAL TB133

Please refer to page 12.

Powder Coat Finish Options

- 211 Silver Frost {Standard}
- 042 Black


Thermofoil Ganging Table Top Finishes

Please refer to page 14.

TO ORDER, SPECIFY

- 1. Model Number 3. Finish
- 2. Textile 4. Options

LB10A - VISITOR CHAIR WITH ARMS




DIMENSIONS

Width	24.25	Seat Width	20	Back Height	15.5
Depth	23.75	Seat Depth	18	Arm Height	7
Height	35.5	Seat Height	19	Weight	31
COM	1.5 YDS				

PRICING - LB10A

COM	4	5	6	7	8	9	10	11
839	869	939	979	1029	1099	1159	1259	1369

LB10N - VISITOR CHAIR - ARMLESS




DIMENSIONS

Width	23.25	Seat Width	20	Back Height	16.5
Depth	23.75	Seat Depth	18	Arm Height	N/A
Height	33.5	Seat Height	19	Weight	27
COM	1.5 YDS				

PRICING - LB10N

COM	4	5	6	7	8	9	10	11
819	839	919	959	1009	1079	1129	1229	1339

LB10L/R - VISITOR CHAIR - LEFT AND RIGHT ARM (FACING)




DIMENSIONS

Width	23.75	Seat Width	20	Back Height	16.5
Depth	23.75	Seat Depth	18	Arm Height	7
Height	35.5	Seat Height	19	Weight	29
COM	1.5 YDS				

PRICING WITH LEFT ARM (FACING) - LB10L

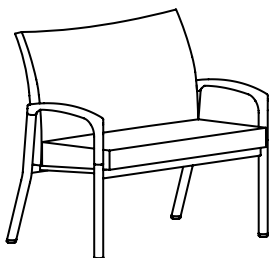
COM	4	5	6	7	8	9	10	11
829	849	929	969	1019	1089	1139	1249	1359



PRICING WITH RIGHT ARM (FACING) - LB10R

COM	4	5	6	7	8	9	10	11
829	849	929	969	1019	1089	1139	1249	1359

LB10BA - BARIATRIC CHAIR WITH ARMS



DIMENSIONS

Width	38.25	Seat Width	34	Back Height	16.5
Depth	23.75	Seat Depth	18	Arm Height	7
Height	35.5	Seat Height	19	Weight	54
COM	2.5 YDS				


PRICING - LB10BA

COM	4	5	6	7	8	9	10	11
1209	1259	1329	1399	1479	1559	1649	1759	1959

TO ORDER, SPECIFY

- 1. Model Number
- 2. Textile
- 3. Finish
- 4. Options

LB10BN - BARIATRIC CHAIR - ARMLESS



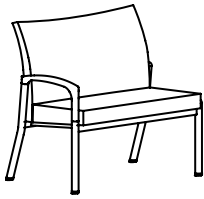
DIMENSIONS

Width	37.25	Seat Width	33.75	Back Height	16.5
Depth	23.75	Seat Depth	18	Arm Height	N/A
Height	35.5	Seat Height	19	Weight	50
COM	2.5 YDS				

PRICING

COM	4	5	6	7	8	9	10	11
1179	1249	1309	1369	1459	1519	1629	1739	1919

LB10BL/R - BARIATRIC CHAIR - LEFT AND RIGHT ARM (FACING)



DIMENSIONS


Width	37.75	Seat Width	33.5	Back Height	16.5
Depth	23.75	Seat Depth	18	Arm Height	7
Height	35.5	Seat Height	19	Weight	52
COM	2.5 YDS				

PRICING - LB10BL

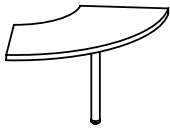
COM	4	5	6	7	8	9	10	11
1189	1259	1319	1389	1469	1539	1639	1749	1929

PRICING - LB10BR

COM	4	5	6	7	8	9	10	11
1189	1259	1319	1389	1469	1539	1639	1749	1929



GTC04-T - CORNER GANGING TABLE

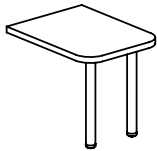


DIMENSIONS

Width	15.5	Depth	20	Height	15	Weight	19
-------	------	-------	----	--------	----	--------	----

LIST PRICE - 649

GTE04-T - END GANGING TABLE



DIMENSIONS

Width	20	Depth	15.5	Height	16.5	Weight	17
-------	----	-------	------	--------	------	--------	----

LIST PRICE - 589

GTI04-T - END GANGING TABLE




DIMENSIONS

Width	30	Depth	15.5	Height	14	Weight	39
-------	----	-------	------	--------	----	--------	----

LIST PRICE - 439

SGTB - SMALL GANGING TABLE BRACKET



DIMENSIONS

Width	3.5	Depth	16.25	Height	14	Weight	4
-------	-----	-------	-------	--------	----	--------	---

LIST PRICE - 119

PT - TABLE UNDERMOUNT POWER



DIMENSIONS

Width	9	Depth	1.85	Height	2.25
-------	---	-------	------	--------	------

LIST PRICE - 229