


# 350 SERIES

# Room Saver™ Recliner | Power

Select Aesthetic Style (Denotes back & arm design)



Select Functional Style (Aesthetic style code precedes selected model number below, e.g., RC1306)

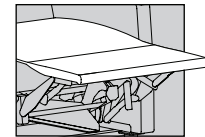
### C1P04 Power Room Saver™ Chaise Recliner

| COM  | Dillon/Carson | A <sub>5</sub> | B <sub>6</sub> | C <sub>7</sub> | D <sub>8</sub> | E <sub>9</sub> | F <sub>10</sub> | G <sub>11</sub> | H <sub>12</sub> | I <sub>13</sub> |
|------|---------------|----------------|----------------|----------------|----------------|----------------|-----------------|-----------------|-----------------|-----------------|
| 3789 | 3839          | 4029           | 4179           | 4319           | 4489           | 4689           | 4989            | 5109            | 5289            | 5459            |

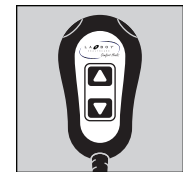
### Dimensions

|        | Overall |       |    | Seat  |    |       | Back H | Arm H | Kick Out Seat D | Recline D | Distance from Wall |
|--------|---------|-------|----|-------|----|-------|--------|-------|-----------------|-----------|--------------------|
|        | W       | D     | H  | W     | D  | H     |        |       |                 |           |                    |
| KC1P04 | 30.75   | 34.25 | 38 | 22.25 | 20 | 17.25 | 23.5   | 23.75 | 37.75           | 65.5      | 5                  |

**General Info**  
 COM: 4.8 yds  
 Wt Cap: 350 lb  
 Unit Weight: 84 lb



Chaise Continuous Leg Support



Power Recliner Wand

### Available Options

#### ARM CAP OPTIONS

See pg 2 for finishes

|    |                         |          |
|----|-------------------------|----------|
| F  | Fully Upholstered Arms  | Standard |
| U  | Urethane                | 209      |
| J1 | Solid Surface - Group 1 | 619      |
| J2 | Solid Surface - Group 2 | 819      |

#### CASTER & BASE OPTIONS

|      |  |     |
|------|--|-----|
| LRSP | Large Room Saver™ Platform (adds 1" to height) | 139 |
|------|--|-----|

#### ADDITIONAL FEATURES & OPTIONS


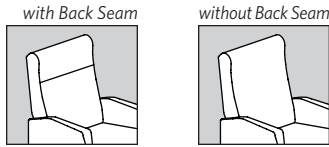
|     |             |                               |
|-----|-------------|-------------------------------|
| CAL | CAL TB133   | See pg 9                      |
| Z   | Multi Cover | Use Pricing for Highest Grade |

#### PATIENT WELLNESS & COMFORT OPTIONS

|     |                         |    |
|-----|-------------------------|----|
| MBB | Moisture Barrier (Back) | 59 |
| MBS | Moisture Barrier (Seat) | 59 |

\*Refer to pg 105 for full option details and images\*

### Select Aesthetic Style (Denotes back & arm design)



### Select Functional Style

#### KC8P04 K-Komfort Room Saver™ Power Chaise Recliner with Back Seam

| COM  | Dillon | Carson | A <sub>5</sub> | B <sub>6</sub> | C <sub>7</sub> | D <sub>8</sub> | E <sub>9</sub> | F <sub>10</sub> | G <sub>11</sub> | H <sub>12</sub> | I <sub>13</sub> |
|------|--------|--------|----------------|----------------|----------------|----------------|----------------|-----------------|-----------------|-----------------|-----------------|
| 3569 | 3599   | 3759   | 3879           | 3989           | 4099           | 4279           | 4539           | 4629            | 4849            | 5059            |                 |

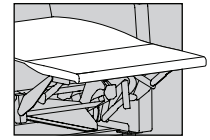
#### KC8P14 K-Komfort Room Saver™ Power Chaise Recliner

| COM  | Dillon | Carson | A <sub>5</sub> | B <sub>6</sub> | C <sub>7</sub> | D <sub>8</sub> | E <sub>9</sub> | F <sub>10</sub> | G <sub>11</sub> | H <sub>12</sub> | I <sub>13</sub> |
|------|--------|--------|----------------|----------------|----------------|----------------|----------------|-----------------|-----------------|-----------------|-----------------|
| 3479 | 3499   | 3629   | 3819           | 3919           | 3989           | 4149           | 4409           | 4539            | 4769            | 4989            |                 |

### Dimensions

|                 | Overall |    |      | Seat  |    |      | Back H | Arm H | Kick Out Seat D | Recline D | Distance from Wall |
|-----------------|---------|----|------|-------|----|------|--------|-------|-----------------|-----------|--------------------|
|                 | W       | D  | H    | W     | D  | H    |        |       |                 |           |                    |
| KC8P04   KC8P14 | 30.75   | 35 | 39.5 | 22.25 | 21 | 18.5 | 27.5   | 24.5  | 38              | 65.5      | 5                  |

**General Info**  
 COM: 5 yds  
 Wt Cap: 350 lb  
 Unit Weight: 96 lb



Chaise Continuous Leg Support

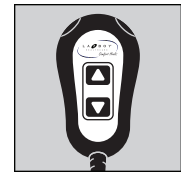
### Available Options

#### ARM OPTIONS

|   |                        |          |
|---|------------------------|----------|
| F | Fully Upholstered Arms | Standard |
|---|------------------------|----------|

#### ADDITIONAL FEATURES & OPTIONS

|     |                         |                               |
|-----|-------------------------|-------------------------------|
| CAL | CAL TB133               | See pg 9                      |
| Z   | Multi Cover             | Use Pricing for Highest Grade |
| MBB | Moisture Barrier (Back) | 59                            |
| MBS | Moisture Barrier (Seat) | 59                            |



Power Recliner Wand