
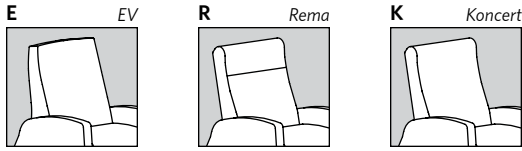


350 SERIES

Glider Recliner | Manual

Select Aesthetic Style (Denotes back & arm design)



(Koncert style pictured)

Select Functional Style (Aesthetic style code precedes selected model number below, e.g., RC1306)

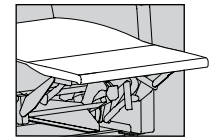
C1306 Chaise Glider Recliner

| COM | Dillon/Carson | A ₅ | B ₆ | C ₇ | D ₈ | E ₉ | F ₁₀ | G ₁₁ | H ₁₂ | I ₁₃ |
|------|---------------|----------------|----------------|----------------|----------------|----------------|-----------------|-----------------|-----------------|-----------------|
| 3459 | 3579 | 3609 | 3859 | 4079 | 4119 | 4359 | 4599 | 5089 | 5399 | 5739 |

Dimensions

| | Overall | | | Seat | | | Back H | Arm H | Kick Out Seat D | Recline D | Distance from Wall |
|--------|---------|-------|----|-------|-------|------|--------|-------|-----------------|-----------|--------------------|
| | W | D | H | W | D | H | | | | | |
| EC1306 | 30.75 | 35.25 | 42 | 22.25 | 20.75 | 18.5 | 24.25 | 24.25 | 36.75 | 64.25 | 16.25 |
| RC1306 | 30.75 | 35.25 | 42 | 22.25 | 20.75 | 18.5 | 24.25 | 24.25 | 36.75 | 64.25 | 16.25 |
| KC1306 | 30.75 | 35.25 | 42 | 22.25 | 20.75 | 18.5 | 24.25 | 24.25 | 36.75 | 64.25 | 16.25 |

General Info
 COM: 5 yds
 Wt Cap: 350 lb
 Unit Weight: 94 lb



Chaise Continuous Leg Support

Available Options

ARM CAP OPTIONS

See pg 2 for finishes

| | | |
|----|-------------------------|----------|
| F | Fully Upholstered Arms | Standard |
| U | Urethane | 169 |
| J1 | Solid Surface - Group 1 | 619 |
| J2 | Solid Surface - Group 2 | 819 |

PATIENT WELLNESS & COMFORT OPTIONS

| | | |
|-----|-------------------------|-----------|
| MBB | Moisture Barrier (Back) | See pg 11 |
| MBS | Moisture Barrier (Seat) | See pg 11 |

ADDITIONAL FEATURES & OPTIONS

| | | |
|-----|-------------|-------------------------------|
| CAL | CAL TB133 | See pg 9 |
| Z | Multi Cover | Use Pricing for Highest Grade |

Refer to pg 103 for full option details and images