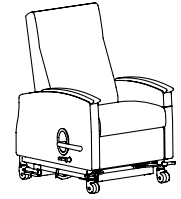



# EXAM LIFT SERIES

# Exam Lift Healthcare Recliner | Patient Transfer

## Select Aesthetic Style (Denotes back & arm design)



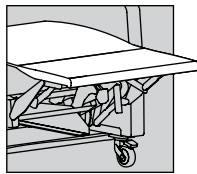
Single Fold Down Arm  
(Koncert style pictured)

## Functional Style (Aesthetic style code precedes selected model number below, e.g., KC7X67)

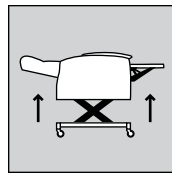
### C7X67 Exam Lift Recliner - Infinite Position Locking Back - Single Fold Down Arm

COM	Dillon/Carson	A <sub>5</sub>	B <sub>6</sub>	C <sub>7</sub>	D <sub>8</sub>	E <sub>9</sub>	F <sub>10</sub>	G <sub>11</sub>	H <sub>12</sub>	I <sub>13</sub>
14079	14289	14529	14739	14949	15159	15369	15629	16109	16579	17109

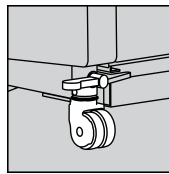
## Standard Features



Chaise Continuous Leg Support



Raise to Exam Height via Non-Handed Foot Pedals



3" Dual Wheel Central Locking Caster System

**NOTE:** Transfer arm standard on right side (facing). If specified on left side, handle will be placed on right side and vice versa.

## Dimensions

	Overall			Seat			Back H	Arm H	Kick Out Seat D	Recline D	Distance from Wall
	W	D	H	W	D	H					
RC7X67   KC7X67	34.5	38	48	24	21	23	26	28	40	73	20
KMC7X67	34.5	38	48	24	21	23	26	28	40	73	20

### General Info

COM: 7 yds  
 Static Wt Cap: 650 lb  
 Dynamic Wt Cap: 500 lb  
 Unit Weight: 263 lb

## Available Options

ARM CAP OPTIONS		See pg 2 for finishes	PATIENT WELLNESS & COMFORT OPTIONS	
U	Urethane	Standard	ABP	Adjustable Back Pad
J1	Solid Surface - Group 1	619		Textile Grades COM-B 459
J2	Solid Surface - Group 2	819		Textile Grades C-I 569
<b>CASTER OPTIONS</b>			AHP	Adjustable Head Rest Pillow 339
Z-Q3	3" - Dual Wheel Central Locking Casters	Standard	DP	Dual IV Poles & Brackets <sup>1</sup> 498
Z-Q4	4" - Central Locking System	No Charge	FBH	Foley Bag Holder 89
	<i>Increases seat height by 1".</i>		IV	IV Pole & Bracket <sup>1</sup> 249
Z-Q5	5" - Central Locking System	119	LC	LiquiCell 229
	<i>Increases seat height by 2".</i>		LCKFR	Orthopedic Locking Footrest Standard
<b>HEAT/MESSAGE OPTIONS (IEC 60601-1 CERTIFIED)</b>			MBB	Moisture Barrier (Back) 59
	<i>Wand Controls</i>		MBS	Moisture Barrier (Seat) 59
HW	Heat	1139	MR	Monitor Arm (right side facing) <sup>1,2</sup> 849
HMW	Heat & Massage	1369	MTR	Monitor Arm with Tray (right side facing) <sup>1,2</sup> 949
	<i>In-Arm Controls</i>		PR1	Paper Roll Holder <sup>3</sup> 229
H	Heat	849	TE	Trendelenburg Standard
HM	Heat & Massage	1119	USB	USB Power Outlet (IEC 60601-1 Certified) 459
	<b>ADDITIONAL FEATURES &amp; OPTIONS</b>		WR	Wrist Restraint Mounts (pair) 229
BBU	Battery Back Up	649	<b>TRAY TABLE OPTIONS</b>	
PB	Push Bar	Standard	TSL1	Adjustable (Left) Side Tray, on Stationary Arm <sup>1,5</sup> 399
EG	Protective Edge Guard	Standard	TSR167	Adjustable (Right) Side Tray, on Fold Down Arm <sup>1,5</sup> 449
QR	Additional Quick Release Accessory Bracket	69	<b>FOLD DOWN TRANSFER ARM SPECIFIC</b>	
CAL	CAL TB133	See pg 9	HC	Hinge Cover Standard
Z	Multi Cover	Use Pricing for Highest Grade	*Refer to pg 103 for full option details and images*	

<sup>1</sup>Includes QR bracket connection installed on recliner  
<sup>2</sup>Standard on right side (facing). Replace "R" with "L" for left side (facing) option where available.  
<sup>3</sup>Takes place of Push Bar. Paper sold separately.

<sup>4</sup>Contact customer service for solid surface pricing  
<sup>5</sup>Over the lap tray function recommended in seated position.

