

BEHAVIORAL HEALTH



General Product Information

- Utilizes tamper-resistant hardware
- Sled-style base
- Passive Flex Back
- Seat clean-out
- Wall-saver leg design
- Arms connected by heavy steel rails
- Molded seat foam on 21" seats
- Back foam: 1.7 density foam that meets CAL 117 Fire Standards
- Comfort webbing in seats
- Field replaceable components

To Order, Specify

- Model Number
- Textile
- Finish
- Options

Available Options

FRAME OPTIONS *See pg 2 for finishes*
 *Default 540 Pewter finish. 211 Silver Frost available at no charge.

ARM CAP OPTIONS *See pg 2 for finishes*

- U Urethane Standard on specified models
- F Fully Upholstered Arms Standard on specified models

ADDITIONAL FEATURES & OPTIONS

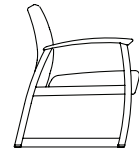
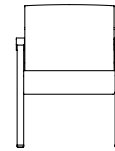
- M Additional Weight Specified models
- CAL CAL TB133 See pg 9
- Z Multi Cover Use Pricing for Highest Grade
- MB Moisture Barrier See pg 11

KOT19 - Behavioral Health Chair

Dimensions

Overall			Seat		
W	D	H	W	D	H
24.5	29.5	33.25	20.75	19.5	18.25
			Back H	Arm H	
			15	25.75	

COM: 1.7 yds
 Wt Cap: 550 lb
 Unit Weight: 62 lb



KOT19U with Urethane Arm Caps

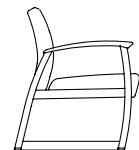
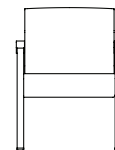
COM	Dillon/Carson	A ₅	B ₆	C ₇	D ₈	E ₉	F ₁₀	G ₁₁	H ₁₂	I ₁₃
1,999	2,029	2,069	2,109	2,159	2,199	2,289	2,309	2,399	2,499	2,599

KOT19-M - Behavioral Health Chair with Additional Weight

Dimensions

Overall			Seat		
W	D	H	W	D	H
24.5	29.5	33.25	20.75	19.5	18.25
			Back H	Arm H	
			15	25.75	

COM: 1.7 yds
 Wt Cap: 550 lb
 Unit Weight: 96 lb



KOT19UM with Urethane Arm Caps

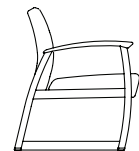
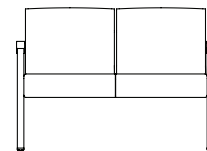
COM	Dillon/Carson	A ₅	B ₆	C ₇	D ₈	E ₉	F ₁₀	G ₁₁	H ₁₂	I ₁₃
2,369	2,389	2,399	2,489	2,549	2,559	2,639	2,669	2,759	2,809	2,869

KOT29 - 2 Seat Behavioral Health Chair

Dimensions

Overall			Seat		
W	D	H	W	D	H
45.5	29.5	33.25	42	19.5	18.25
			Back H	Arm H	
			15	25.75	

COM: 2.9 yds
 Wt Cap: 750 lb
 Unit Weight: 95 lb



KOT29U with Urethane Arm Caps

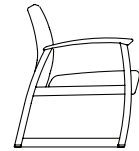
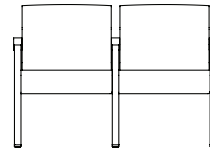
COM	Dillon/Carson	A ₅	B ₆	C ₇	D ₈	E ₉	F ₁₀	G ₁₁	H ₁₂	I ₁₃
3,119	3,159	3,229	3,329	3,419	3,479	3,639	3,789	3,949	4,019	4,149

KOT29I - 2 Seat Behavioral Health Chair with Intervening Arm

Dimensions

Overall			Seat		
W	D	H	W	D	H
47	29.5	33.25	20.75	19.5	18.25
			Back H	Arm H	
			15	25.75	

COM: 3 yds
 Wt Cap: 750 lb
 Unit Weight: 110 lb



KOT29IU with Urethane Arm Caps

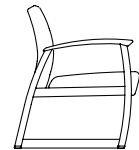
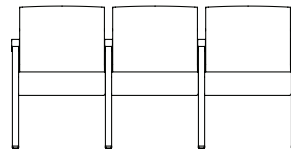
COM	Dillon/Carson	A ₅	B ₆	C ₇	D ₈	E ₉	F ₁₀	G ₁₁	H ₁₂	I ₁₃
3,729	3,759	3,829	4,019	4,149	4,169	4,369	4,449	4,649	4,659	4,669

KOT39I - 3 Seat Behavioral Health Chair with Intervening Arms

Dimensions

Overall			Seat		
W	D	H	W	D	H
69.5	29.5	33.25	20.75	19.5	18.25
			Back H	Arm H	
			15	25.75	

COM: 4.4 yds
 Wt Cap: 1000 lb
 Unit Weight: 159 lb



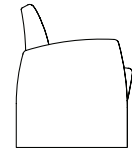
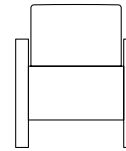
KOT39IU with Urethane Arm Caps

COM	Dillon/Carson	A ₅	B ₆	C ₇	D ₈	E ₉	F ₁₀	G ₁₁	H ₁₂	I ₁₃
5,129	5,269	5,379	5,459	5,669	5,739	5,989	6,119	6,409	6,439	6,499

KOU19 - Behavioral Health Lounge Chair

Dimensions

Overall			Seat			COM: 3.8 yds Wt Cap: 550 lb Unit Weight: 88 lb
W	D	H	W	D	H	
27.25	30	33.75	21.75	19	18	
Back H		Arm H				
15.75		25				



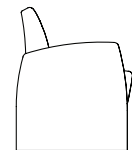
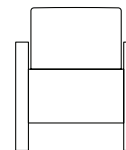
KOU19F Standard with Fully Upholstered Arms

COM	Dillon/Carson	A ₅	B ₆	C ₇	D ₈	E ₉	F ₁₀	G ₁₁	H ₁₂	I ₁₃
2,789	2,819	2,839	2,939	3,069	3,109	3,319	3,489	3,839	4,039	4,169

KOU19-M - Behavioral Health Lounge Chair with Additional Weight

Dimensions

Overall			Seat			COM: 3.8 yds Wt Cap: 550 lb Unit Weight: 123 lb
W	D	H	W	D	H	
27.25	30	33.75	21.75	19	18	
Back H		Arm H				
15.75		25				



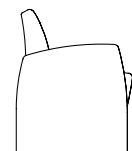
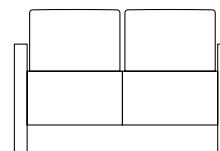
KOU19FM Standard with Fully Upholstered Arms

COM	Dillon/Carson	A ₅	B ₆	C ₇	D ₈	E ₉	F ₁₀	G ₁₁	H ₁₂	I ₁₃
3,169	3,189	3,209	3,299	3,419	3,469	3,659	3,839	4,169	4,309	4,449

KOU29 - 2 Seat Behavioral Health Lounge Chair

Dimensions

Overall			Seat			COM: 5.5 yds Wt Cap: 750 lb Unit Weight: 126 lb
W	D	H	W	D	H	
49.75	30	33.75	44	19	18	
Back H		Arm H				
15.75		25				



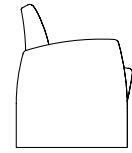
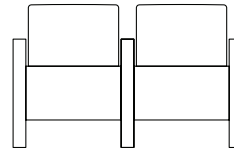
KOU29F Standard with Fully Upholstered Arms

COM	Dillon/Carson	A ₅	B ₆	C ₇	D ₈	E ₉	F ₁₀	G ₁₁	H ₁₂	I ₁₃
4,039	4,049	4,109	4,239	4,399	4,429	4,619	4,949	5,309	5,529	5,749

KOU291 - 2 Seat Behavioral Health Lounge Chair with Intervening Arms

Dimensions

Overall			Seat			COM: 6.6 yds Wt Cap: 750 lb Unit Weight: 152 lb
W	D	H	W	D	H	
51.75	30	33.75	21.75	19	18	
Back H		Arm H				
15.75		25				



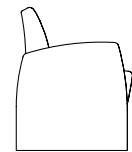
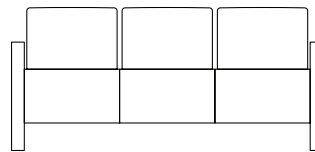
KOU291F Standard with Fully Upholstered Arms

COM	Dillon/Carson	A ₅	B ₆	C ₇	D ₈	E ₉	F ₁₀	G ₁₁	H ₁₂	I ₁₃
4,859	4,889	4,909	5,169	5,449	5,569	5,809	6,179	6,829	6,879	7,049

KOU39 - 3 Seat Behavioral Health Lounge Chair

Dimensions

Overall			Seat			COM: 7.1 yds Wt Cap: 1000 lb Unit Weight: 161 lb
W	D	H	W	D	H	
71.75	30	33.75	66.5	19	18	
Back H		Arm H				
15.75		25				



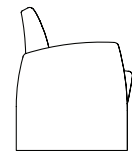
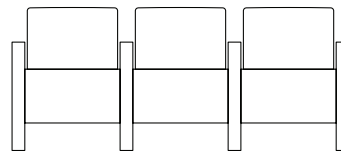
KOU39F Standard with Fully Upholstered Arms

COM	Dillon/Carson	A ₅	B ₆	C ₇	D ₈	E ₉	F ₁₀	G ₁₁	H ₁₂	I ₁₃
5,039	5,159	5,219	5,389	5,749	5,889	6,179	6,679	7,189	7,269	7,579

KOU391 - 3 Seat Behavioral Health Lounge Chair with Intervening Arms

Dimensions

Overall			Seat			COM: 9.3 yds Wt Cap: 1000 lb Unit Weight: 208 lb
W	D	H	W	D	H	
76.25	30	33.75	21.75	19	18	
Back H		Arm H				
15.75		25				



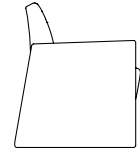
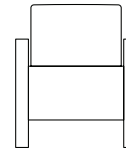
KOU391F Standard with Fully Upholstered Arms

COM	Dillon/Carson	A ₅	B ₆	C ₇	D ₈	E ₉	F ₁₀	G ₁₁	H ₁₂	I ₁₃
6,519	6,649	6,779	6,979	7,379	7,639	8,059	8,549	9,399	9,429	9,799

KMU19 - Behavioral Health Lounge Chair

Dimensions

Overall			Seat			COM: 3.8 yds Wt Cap: 550 lb Unit Weight: 88 lb
W	D	H	W	D	H	
27.25	30	33.75	21.75	19	18	
		Back H			Arm H	
		15.75			25.25	



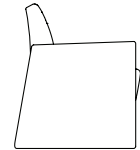
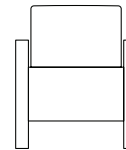
KMU19F Standard with Fully Upholstered Arms

COM	Dillon/Carson	A ₅	B ₆	C ₇	D ₈	E ₉	F ₁₀	G ₁₁	H ₁₂	I ₁₃
2,919	2,949	3,029	3,079	3,189	3,319	3,469	3,609	3,899	4,119	4,319

KMU19-M - Behavioral Health Lounge Chair with Additional Weight

Dimensions

Overall			Seat			COM: 3.8 yds Wt Cap: 550 lb Unit Weight: 123 lb
W	D	H	W	D	H	
27.25	30	33.75	21.75	19	18	
		Back H			Arm H	
		15.75			25.25	



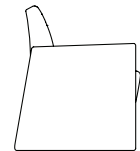
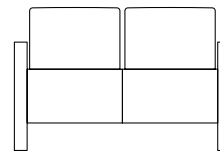
KMU19FM Standard with Fully Upholstered Arms

COM	Dillon/Carson	A ₅	B ₆	C ₇	D ₈	E ₉	F ₁₀	G ₁₁	H ₁₂	I ₁₃
3,299	3,319	3,349	3,439	3,559	3,619	3,809	3,999	4,349	4,489	4,639

KMU29 - 2 Seat Behavioral Health Lounge Chair

Dimensions

Overall			Seat			COM: 5.5 yds Wt Cap: 750 lb Unit Weight: 126 lb
W	D	H	W	D	H	
49.75	30	33.75	44	19	18	
		Back H			Arm H	
		15.75			25.25	



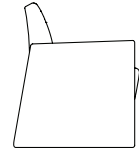
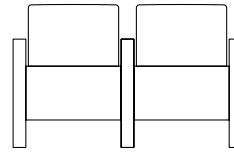
KMU29F Standard with Fully Upholstered Arms

COM	Dillon/Carson	A ₅	B ₆	C ₇	D ₈	E ₉	F ₁₀	G ₁₁	H ₁₂	I ₁₃
4,219	4,229	4,279	4,429	4,589	4,619	4,819	5,169	5,539	5,769	5,989

KMU29I - 2 Seat Behavioral Health Lounge Chair with Intervening Arms

Dimensions

Overall			Seat			COM: 6.6 yds Wt Cap: 750 lb Unit Weight: 152 lb
W	D	H	W	D	H	
51.75	30	33.75	21.75	19	18	
		Back H			Arm H	
		15.75			25.25	



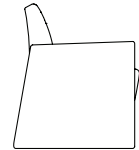
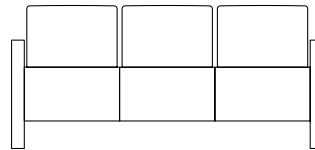
KMU29IF Standard with Fully Upholstered Arms

COM	Dillon/Carson	A ₅	B ₆	C ₇	D ₈	E ₉	F ₁₀	G ₁₁	H ₁₂	I ₁₃
5,069	5,099	5,119	5,399	5,689	5,809	6,059	6,439	7,129	7,169	7,359

KMU39 - 3 Seat Behavioral Health Lounge Chair

Dimensions

Overall			Seat			COM: 7.1 yds Wt Cap: 1000 lb Unit Weight: 161 lb
W	D	H	W	D	H	
71.75	30	33.75	66.5	19	18	
		Back H			Arm H	
		15.75			25.25	



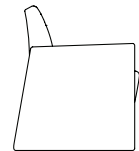
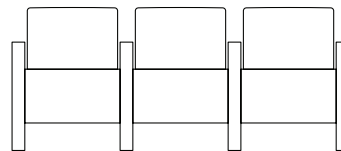
KMU39F Standard with Fully Upholstered Arms

COM	Dillon/Carson	A ₅	B ₆	C ₇	D ₈	E ₉	F ₁₀	G ₁₁	H ₁₂	I ₁₃
5,249	5,379	5,449	5,619	5,989	6,149	6,439	6,969	7,499	7,589	7,899

KMU39I - 3 Seat Behavioral Health Lounge Chair with Intervening Arms

Dimensions

Overall			Seat			COM: 9.3 yds Wt Cap: 1000 lb Unit Weight: 208 lb
W	D	H	W	D	H	
76.25	30	33.75	21.75	19	18	
		Back H			Arm H	
		15.75			25.25	



KMU39IF Standard with Fully Upholstered Arms

COM	Dillon/Carson	A ₅	B ₆	C ₇	D ₈	E ₉	F ₁₀	G ₁₁	H ₁₂	I ₁₃
6,799	6,929	7,069	7,279	7,699	7,969	8,399	8,919	9,809	9,829	10,219