



General Product Information

- 900 lb Weight Capacity
- Seat cushion pulls out to convert to sleep space
- Dual locking caster system secures unit in place
- Customizable with multiple seat widths and arm styles
- Clean-out openings where seat meets back and arms
- Elevated sleep surface opens area beneath seat for storage and easy cleaning
- Field replaceable components

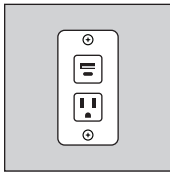
To Specify, See Product Builder on Following Pages

Visual Option Guide

This page illustrates the choices available to customize the EZ Rest Sleep Sofa to your specific needs. The following pages include pricing and a table to guide you in building a product model number based on your selected specifications.


The EZ Rest Sleep Sofa is available in two (2) standard seat widths: 76" and 68".

POWER




Hospital Grade Power

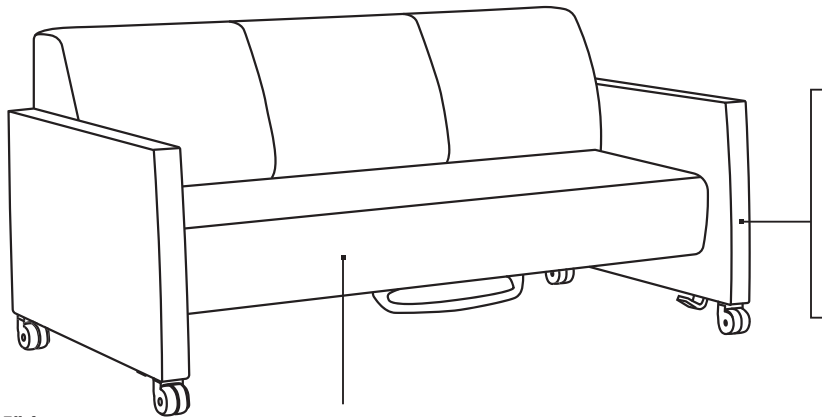
ARM STYLES



3.5" Wide Arms

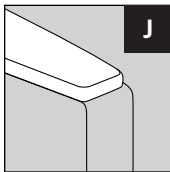


5.5" Barrel Arms

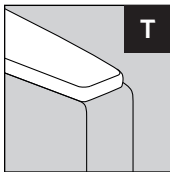


ARM CAPS

on 5.5" Barrel Arms

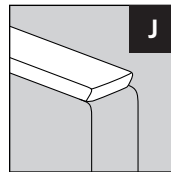


Solid Surface

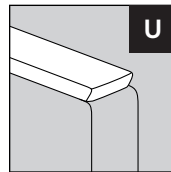


Thermofoil

on 3.5" Arms




Solid Surface




Urethane

SEAT SEAMS



No Seams on Seat



Seams on Seat

Base Model Pricing

Select base pricing below dependent on your selection of 76" seat width (EZ7633) or 68" seat width (EZ6833), and selected textile grade.

Base models are standard with upholstered 3.5" wide arms and dual locking caster system. Selections made on the following page will affect the model number, list price, and dimensions.

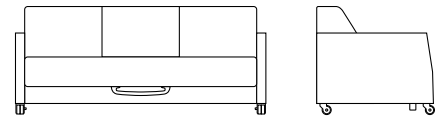
EZ7633 - 76" Seat Width Sofa with 3.5" Arms

Dimensions

Overall			Seat		
W	D	H	W	D	H
83	38.5	35.25	76	20.5	19.75
Sleep W	Sleep D	Back H	Arm H		
76	30.5	15.75	27.5		

COM: 10 yds
 Wt Cap: 900 lb
 Unit Weight: 207 lb*

*Weight will vary based on selected options



Pricing

COM	Dillon/Carson	A5	B6	C7	D8	E9	F10	G11	H12	I13
7,209	7,669	7,989	8,289	8,669	9,139	9,569	10,169	11,119	12,009	12,959

EZ7633
76" Base Sofa

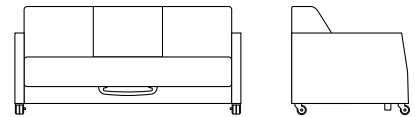
EZ6833 - 68" Seat Width Sofa with 3.5" Arms

Dimensions

Overall			Seat		
W	D	H	W	D	H
75	38.5	35.25	68	20.5	19.75
Sleep W	Sleep D	Back H	Arm H		
68	30.5	15.75	27.5		

COM: 9.5yds
 Wt Cap: 900 lb
 Unit Weight: 207 lb*

*Weight will vary based on selected options



Pricing

COM	Dillon/Carson	A5	B6	C7	D8	E9	F10	G11	H12	I13
7,089	7,549	7,869	8,169	8,549	9,009	9,449	10,039	10,999	11,889	12,829

EZ6833
68" Base Sofa

For COM orders, add the below yardage for options selected.
 Barrel Arms (pair): +0.8 yds

Build Model Number by Selecting One Option from Each Column

Specify any additional options, along with textile/s and finishes. Add associated list prices from your selections below to the base model price on the previous page.


EXAMPLE

1. Family

All EZ Rest models begin with EZ

EZ

EZ Rest



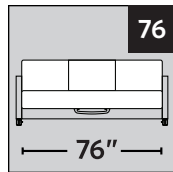
EZ Rest

2. Seat Width

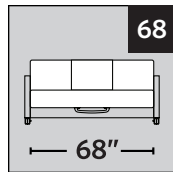
Choose from 76 or 68

76

76" Seat Width



76" Seat Width
See base pricing on previous page




68" Seat Width
See base pricing on previous page

3. Left Arm

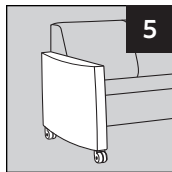
Choose from 3 or 5

3

3.5" Wide Arm



3.5" Wide Arm



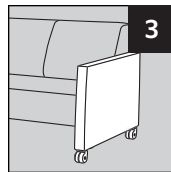
5.5" Barrel Arm
Single Arm +300

4. Right Arm

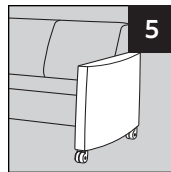
Choose from 3 or 5

3

3.5" Wide Arm



3.5" Wide Arm




5.5" Barrel Arm
Single Arm +300

5. Seat Seams


Choose from N or S

N

No Seams on Seat



No Seams on Seat¹



Seams on Seat

Additional arm options coming soon

Available Options

ARM CAP OPTIONS

See pg 2 for finishes

		3.5" Arms	Barrel Arms
U	Urethane	209	n/a
J1	Solid Surface - Group 1	619	1199
J2	Solid Surface - Group 2	819	1399
T	Thermofoil	n/a	399
F	Fully Upholstered Arms	Standard	Standard

To specify different arms on left & right side, divide above prices in half for single cap price

CASTER OPTIONS

Q3-EZ	3" - Dual Locking Caster System	Standard
-------	---------------------------------	----------

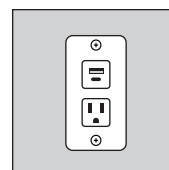
SEAT OPTIONS

Must choose 1 of the below

- N No seams on seat surface¹
- S Seams on seat surface to match back

ADDITIONAL FEATURES & OPTIONS

POWER	Hospital Grade Power Outlet ²	569
Z	Multi Cover	Use Pricing for Highest Grade
MB	Moisture Barrier	See pg 11



Power Placement:

Front of left (facing) arm

¹Seat cover material must be railroaded with this selection

²(2) USB Ports, (1) 120 V Power Outlet