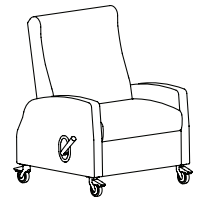
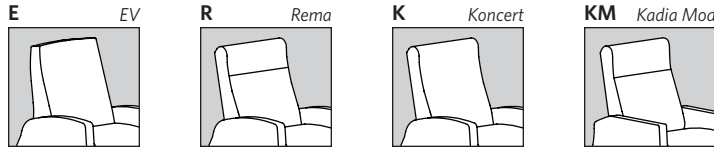


DURABLE® 750 SERIES

Bariatric Mobile Healthcare Recliners

Select Aesthetic Style (Denotes back & arm design)



(Koncert style pictured)

Select Functional Style (Aesthetic style code precedes selected model number below, e.g., KBC1117)

B1037 Bariatric Mobile Healthcare Recliner - Infinite Position Non-Locking Back

COM	Dillon/Carson	A ₅	B ₆	C ₇	D ₈	E ₉	F ₁₀	G ₁₁	H ₁₂	I ₁₃
4,829	4,899	5,099	5,309	5,599	5,809	6,069	6,509	6,859	7,349	7,939

B1137 Bariatric Mobile Healthcare Recliner - Infinite Position Locking Back

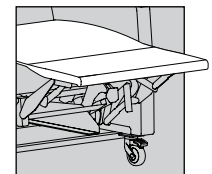
COM	Dillon/Carson	A ₅	B ₆	C ₇	D ₈	E ₉	F ₁₀	G ₁₁	H ₁₂	I ₁₃
5,249	5,349	5,539	5,739	6,029	6,229	6,469	6,879	7,179	7,739	8,219

BC1037 Bariatric Mobile Healthcare Chaise Recliner - Infinite Position Non-Locking Back

COM	Dillon/Carson	A ₅	B ₆	C ₇	D ₈	E ₉	F ₁₀	G ₁₁	H ₁₂	I ₁₃
5,049	5,169	5,389	5,689	6,059	6,339	6,669	7,219	7,699	8,049	8,589

BC1137 Bariatric Mobile Healthcare Chaise Recliner - Infinite Position Locking Back

COM	Dillon/Carson	A ₅	B ₆	C ₇	D ₈	E ₉	F ₁₀	G ₁₁	H ₁₂	I ₁₃
5,479	5,619	5,819	6,119	6,489	6,749	7,069	7,599	8,019	8,489	9,029



Chaise Models

Dimensions

	Overall			Seat			Back H	Arm H	Kick Out Seat D	Recline D	Distance from Wall
	W	D	H	W	D	H					
EB1037 EB1137 EBC1037 EBC1137	38	34.5	47.5	29	21	21.5	28.5	28	40	75.5	20
RB1037 RB1137 RBC1037 RBC1137	38	38.5	47	29	21	21.5	28	28	40	76.5	20
KB1037 KB1137 KBC1037 KBC1137	38	38.5	47	29	21	21.5	28	26.5	40	76.5	20
KMB1037 KMB1137 KMBC1037 KMBC1137	38	38.5	47	29	21	21.5	28	26.5	40	76.5	20

General Info

COM: 7 yds
w/ Chaise COM: 8 yds
Wt Cap: 750 lb
Unit Weight: 162 lb

Available Options

ARM CAP OPTIONS

See pg 2 for finishes

U	Urethane	209
J1	Solid Surface - Group 1	619
J2	Solid Surface - Group 2	819
F	Fully Upholstered Arms	Standard

CASTER OPTIONS

Q3	3" - Dual Wheel Central Locking System	1019
Q4	4" - Central Lock & Steer System	1019
Q5	5" - Central Lock & Steer System	1139
S4	4" - (2) Caster Lock & Steer System	569
4S3R1	4" - (3) Swivel/(1) Rigid Locking Casters	Standard
4S4	4" - (4) Swivel Locking Casters	39

HEAT/MASSAGE OPTIONS (IEC 60601-1 CERTIFIED)

Wand Controls		
HW	Heat	1139
HMW	Heat & Massage	1369
In-Arm Controls		
H	Heat	849
HM	Heat & Massage	1119

ADDITIONAL FEATURES & OPTIONS

PB	Push Bar	Standard
EG	Protective Edge Guard	Standard
QR	Additional Quick Release Accessory Bracket	69
CAL	CAL TB133	See pg 9
Z	Multi Cover	Use Pricing for Highest Grade

PATIENT WELLNESS & COMFORT OPTIONS

AHP	Adjustable Head Rest Pillow (COM 1 yd)	339
DP	Dual IV Poles & Brackets ¹	498
FBH	Foley Bag Holder	89
FT	Foot Tray	279
IV	IV Pole & Bracket ¹	249
LC	LiquiCell	229
LCKFR	Orthopedic Locking Footrest	399
MB2B	Moisture Barrier (Back)	89
MB2S	Moisture Barrier (Seat)	89
MR	Monitor Arm (right side facing) ^{1,2}	849
MTR	Monitor Arm with Tray (right side facing) ^{1,2}	949
PR1	Paper Roll Holder ³	229
TE750	Trendelenburg (Bariatric)	459
USB	USB Power Outlet (IEC 60601-1 Certified)	459
WR	Wrist Restraint Mounts (pair)	229

TRAY TABLE OPTIONS

TSR1	Adjustable (Right) Side Tray ^{1,2,5}	399	Solid Surface Trays*	
TD3	Dual Adjustable Side Trays (TSR1 & TSL1) ^{1,5}	798	Grp 1	Grp 2
LFSTR	Large Folding (Right) Side Tray ⁴	269	739	959
LFSTRCH	Large Folding Cup Holder (Right) Side Tray	339	849	1099
PLFSTR	Padded Large Folding (Right) Side Tray	379	n/a	n/a
SFSTR	Small Folding (Right) Side Tray ⁴	269	689	889

Refer to pg 130 for full option details and images

*Finishes on pg 2

¹Includes QR bracket connection installed on recliner

²Standard on right side (facing). Replace "R" with "L" for left side (facing) option where available.

³Takes place of Push Bar. Paper sold separately.

⁴Contact customer service for solid surface pricing

⁵Over the lap tray function recommended in seated position.

