


Select Aesthetic Style (Denotes back & arm design)



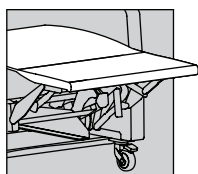
Dual Fold Down Arms
(Konzert style pictured)

Functional Style (Aesthetic style code precedes selected model number below, e.g., KCZP17)

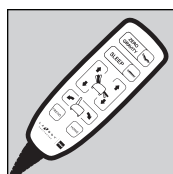
CZP62 ZG Power Healthcare Recliner - Dual Fold Down Arms

COM	Dillon/Carson	A ₅	B ₆	C ₇	D ₈	E ₉	F ₁₀	G ₁₁	H ₁₂	I ₁₃
11,009	11,269	11,549	11,809	12,079	12,349	12,749	13,159	13,689	14,229	14,889

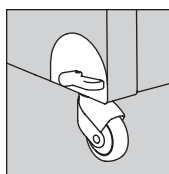
Standard Features



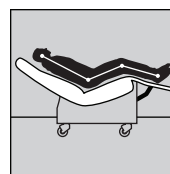
Chaise Continuous Leg Support



Recline Functions Operated by Intuitive Control Wand*



4" Central Locking Caster System



Weightless Zero Gravity Position via Wand Preset

*Refer to pg 164 for wand placement location details

Dimensions

	Overall			Seat			Back H	Arm H	Kick Out Seat D	Recline D	Distance from Wall
	W	D	H	W	D	H					
RCZP62 KCZP62	33	37	46.5	24	21	22	27.5	26.5	40.5	68	15.5
KMCZP62	33	37	46.5	24	21	22	27.5	26.5	40.5	68	15.5

General Info	
COM:	6.3 yds
Static Wt Cap:	650 lb
Dynamic Wt Cap:	500 lb
Unit Weight:	174 lb

Available Options *Refer to pg 130 for full option details and images*

ARM CAP OPTIONS		See pg 2 for finishes	PATIENT WELLNESS & COMFORT OPTIONS	
U	Urethane	Standard	ABP	Adjustable Back Pad (COM 1.75 yds)
J1	Solid Surface - Group 1	619		Textile Grades COM-B 459
J2	Solid Surface - Group 2	819		Textile Grades C-I 569
CASTER OPTIONS			AHP	Adjustable Head Rest Pillow (COM 1 yd) 339
Z-Q3	3" - Dual Wheel Central Locking System	No Charge	DP	Dual IV Poles & Brackets ¹ 498
Z-Q4	4" - Central Locking System	Standard	FBH	Foley Bag Holder 89
Z-Q5	5" - Central Locking System	119	FT	Foot Tray 279
A3	3" Auto-Locking Caster System	499	IV	IV Pole & Bracket ¹ 249
A4	4" Auto-Locking Caster System	499	LC	LiquiCell 229
A5	5" Auto-Locking Caster System	619	LCKFR	Orthopedic Locking Footrest ⁶ Standard
HEAT/MASSAGE OPTIONS (IEC 60601-1 CERTIFIED)			MBB	Moisture Barrier (Back) 59
Wand Controls			MBS	Moisture Barrier (Seat) 59
HW	Heat	1139	MR67	Monitor Arm, on Fold Down Arm ^{1,2} 899
HMW	Heat & Massage	1369	MTR67	Monitor Arm with Tray, on Fold Down Arm ^{1,2} 999
ADDITIONAL FEATURES & OPTIONS			PR1	Paper Roll Holder ³ 229
BBU	Battery Back Up	649	TE	Trendelenburg Standard
PB	Push Bar	Standard	USB	USB Power Outlet (IEC 60601-1 Certified) 459
EG	Protective Edge Guard	Standard	WR	Wrist Restraint Mounts (pair) 229
QR	Additional Quick Release Accessory Bracket	69	TRAY TABLE OPTIONS	
WH	Control Wand Holder	99	TD362	Dual Adjustable Side Trays, on Fold Down Arms ^{1,5} 898
Z	Multi Cover	Use Pricing for Highest Grade	TSR167	Adjustable (Right) Side Tray, on Fold Down Arm ^{1,5} 449
			TSL167	Adjustable (Left) Side Tray, on Fold Down Arm ^{1,5} 449
			FOLD DOWN TRANSFER ARM SPECIFIC	
			HC	Hinge Cover Standard

¹Includes QR bracket connection installed on recliner
²Standard on right side (facing). Replace "R" with "L" for left side (facing) option where available.
³Takes place of Push Bar. Paper sold separately.

⁴Contact customer service for solid surface pricing
⁵Over the lap tray function recommended in seated position.
⁶Position is locked in place by motors and can only be adjusted by the control wand.

