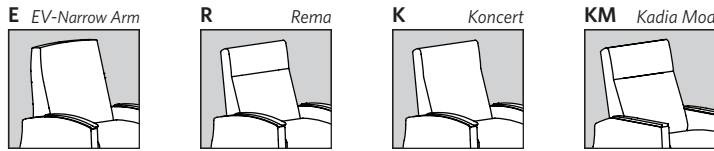


DURABLE® 650 SERIES

Mobile Healthcare Recliners | Compact, Patient Transfer

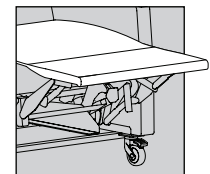
Select Aesthetic Style (Denotes back & arm design)



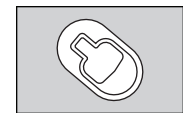
Dual Fold Down Arms
(Konkert style pictured)

Select Functional Style (Aesthetic style code precedes selected model number below, e.g., KC1117)

3062	Compact Mobile Healthcare Recliner - Infinite Position Non-Locking Back - Dual Fold Down Arms										
COM	Dillon/Carson	A ₅	B ₆	C ₇	D ₈	E ₉	F ₁₀	G ₁₁	H ₁₂	I ₁₃	
5,659	5,689	5,769	5,979	6,179	6,369	6,599	6,839	7,199	7,619	8,039	
3162	Compact Mobile Healthcare Recliner - Infinite Position Locking Back - Dual Fold Down Arms										
COM	Dillon/Carson	A ₅	B ₆	C ₇	D ₈	E ₉	F ₁₀	G ₁₁	H ₁₂	I ₁₃	
6,369	6,419	6,459	6,629	6,839	7,019	7,239	7,479	7,719	8,069	8,549	
C3062	Compact Mobile Healthcare Chaise Recliner - Infinite Position Non-Locking Back - Dual Fold Down Arms										
COM	Dillon/Carson	A ₅	B ₆	C ₇	D ₈	E ₉	F ₁₀	G ₁₁	H ₁₂	I ₁₃	
5,859	5,939	6,079	6,319	6,609	6,859	7,189	7,539	7,899	8,069	8,549	
C3162	Compact Mobile Healthcare Chaise Recliner - Infinite Position Locking Back - Dual Fold Down Arms										
COM	Dillon/Carson	A ₅	B ₆	C ₇	D ₈	E ₉	F ₁₀	G ₁₁	H ₁₂	I ₁₃	
6,599	6,629	6,769	7,019	7,279	7,529	7,829	8,169	8,569	8,879	9,349	



Chaise Models



Locking Back Lever
(located on outside arm on applicable models)

Dimensions

	Overall			Seat			Back H	Arm H	Kick Out Seat D	Recline D	Distance from Wall
	W	D	H	W	D	H					
E3062 E3162 EC3062 EC3162	30.5	34.5	47.5	22	21	21.5	28.5	27	39	75.5	20
R3062 R3162 RC3062 RC3162 K3062 K3162 KC3062 KC3162	31.5	38.5	47	22	21	21.5	28	27	40	76.5	20
KM3062 KM3162 KMC3062 KMC3162	31.5	38.5	47	22	21	21.5	28	26.5	40	76.5	20

General Info

COM: 5.5 yds
w/ Chaise COM: 5.9 yds
Wt Cap: 650 lb
Unit Weight: 155 lb

Available Options

ARM CAP OPTIONS	<i>See pg 2 for finishes</i>	PATIENT WELLNESS & COMFORT OPTIONS		
U Urethane	Standard	ABP Adjustable Back Pad (COM 1.75 yds)		
J1 Solid Surface - Group 1	619	Textile Grades COM-B 459		
J2 Solid Surface - Group 2	819	Textile Grades C-I 569		
CASTER OPTIONS		AHP Adjustable Head Rest Pillow (COM 1 yd) 339		
Q3 3" - Dual Wheel Central Locking System	1019	DP Dual IV Poles & Brackets ¹ 498		
Q4 4" - Central Lock & Steer System	1019	FBH Foley Bag Holder 89		
Q5 5" - Central Lock & Steer System	1139	FT Foot Tray 279		
S4 4" - (2) Caster Lock & Steer System	569	IV IV Pole & Bracket ¹ 249		
4S3R1 4" - (3) Swivel/(1) Rigid Locking Casters	Standard	LC LiquiCell 229		
4S4 4" - (4) Swivel Locking Casters	39	LCKFR Orthopedic Locking Footrest 399		
HEAT/MASSAGE OPTIONS (IEC 60601-1 CERTIFIED)		MBB Moisture Barrier (Back) 59		
<i>Wand Controls</i>		MBS Moisture Barrier (Seat) 59		
HW Heat	1139	MR67 Monitor Arm, on Fold Down Arm ^{1,2} 899		
HMW Heat & Massage	1369	MTR67 Monitor Arm with Tray, on Fold Down Arm ^{1,2} 999		
ADDITIONAL FEATURES & OPTIONS		PR1 Paper Roll Holder ³ 229		
PB Push Bar	Standard	TE Trendelenburg 339		
EG Protective Edge Guard	Standard	USB USB Power Outlet (IEC 60601-1 Certified) 459		
QR Additional Quick Release Accessory Bracket	69	WR Wrist Restraint Mounts (pair) 229		
CAL CAL TB133	See pg 9	TRAY TABLE OPTIONS		
Z Multi Cover	Use Pricing for Highest Grade	TD362 Dual Adjustable Side Trays, on Fold Down Arms ^{1,5} 898	TSR167 Adjustable (Right) Side Tray, on Fold Down Arm ^{1,5} 449	TSL167 Adjustable (Left) Side Tray, on Fold Down Arm ^{1,5} 449
		FOLD DOWN TRANSFER ARM SPECIFIC		
		HC Hinge Cover	Standard	

Refer to pg 130 for full option details and images

¹Includes QR bracket connection installed on recliner

²Standard on right side (facing). Replace "R" with "L" for left side (facing) option where available.

³Takes place of Push Bar. Paper sold separately.

⁴Contact customer service for solid surface pricing

⁵Over the lap tray function recommended in seated position.

