



DURABLE® 650 SERIES

Mobile Healthcare Recliners | Compact

Select Aesthetic Style (Denotes back & arm design)

KM Kadia Mod



Select Functional Style (Aesthetic style code precedes selected model number below, e.g., KC1117)

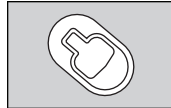
KM3217 Controlled Environment Mobile Healthcare Recliner - Infinite Position Non-Locking Back

COM	Dillon/Carson	A ₅	B ₆	C ₇	D ₈	E ₉	F ₁₀	G ₁₁	H ₁₂	I ₁₃
5,499	5,549	5,689	5,899	6,139	6,389	6,679	7,449	8,539	9,049	9,589



Controlled Patient Environment Specializations

Recliner models denoted as "Controlled Patient Environment" have specialized modifications (listed at right) that differ from standard features of similar products in their respective series.



Cable Release Recline Operation

Footrest is opened by pulling the cable release lever located on inside of arm. Lean forward and press down with legs to return footrest to closed position.

Tamper-Resistant Hardware

Recliner parts fastened together using tamper resistant hardware.

Additional Options Available by Request

Please contact your local sales representative to discuss specific needs.

Dimensions

KM3217	Overall			Seat			Back H	Arm H	Kick Out Seat D	Recline D	Distance from Wall
	W	D	H	W	D	H					
	31.5	38.5	47	22	21	21.5	28	26.5	39	76.5	20

General Info

COM: 5.3 yds

Wt Cap: 650 lb
Unit Weight: 158 yds

Available Options

ARM CAP OPTIONS

F	Fully Upholstered Arms	Standard
---	------------------------	----------

CASTER OPTIONS

Q3	3" - Dual Wheel Central Locking System	No Charge
Q4	4" - Central Lock & Steer System	Standard
Q5	5" - Central Lock & Steer System	119

PATIENT WELLNESS & COMFORT OPTIONS

LC	LiquiCell	229
MBB	Moisture Barrier (Back)	59
MBS	Moisture Barrier (Seat)	59

ADDITIONAL FEATURES & OPTIONS

EG	Protective Edge Guard	Standard
CAL	CAL TB133	See pg 9
Z	Multi Cover	Use Pricing for Highest Grade

Note: Controlled Patient Environment recliners are standard without Push Bar

Refer to pg 130 for full option details and images