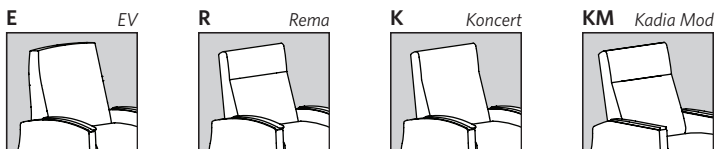


DURABLE® 650 SERIES

Mobile Healthcare Recliners | Patient Transfer

Select Aesthetic Style *(Denotes back & arm design)*



Dual Fold Down Arms
(Koncert style pictured)

Select Functional Style *(Aesthetic style code precedes selected model number below, e.g., KC117)*

1062 Mobile Healthcare Recliner - Infinite Position Non-Locking Back - Dual Fold Down Arms

COM	Dillon/Carson	A ₅	B ₆	C ₇	D ₈	E ₉	F ₁₀	G ₁₁	H ₁₂	I ₁₃
5,719	5,749	5,829	6,029	6,229	6,429	6,669	6,899	7,239	7,569	7,849

1162 Mobile Healthcare Recliner - Infinite Position Locking Back - Dual Fold Down Arms

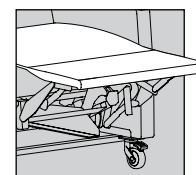
COM	Dillon/Carson	A ₅	B ₆	C ₇	D ₈	E ₉	F ₁₀	G ₁₁	H ₁₂	I ₁₃
6,429	6,449	6,539	6,709	6,909	7,069	7,309	7,539	7,769	8,069	8,429

C1062 Mobile Healthcare Chaise Recliner - Infinite Position Non-Locking Back - Dual Fold Down Arms

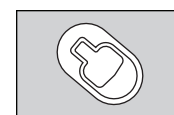
COM	Dillon/Carson	A ₅	B ₆	C ₇	D ₈	E ₉	F ₁₀	G ₁₁	H ₁₂	I ₁₃
5,939	5,999	6,119	6,359	6,679	6,939	7,239	7,579	7,949	8,299	8,879

C1162 Mobile Healthcare Chaise Recliner - Infinite Position Locking Back - Dual Fold Down Arms

COM	Dillon/Carson	A ₅	B ₆	C ₇	D ₈	E ₉	F ₁₀	G ₁₁	H ₁₂	I ₁₃
6,639	6,679	6,809	7,059	7,319	7,589	7,929	8,219	8,489	8,879	9,239



Chaise Models



Locking Back Lever
(located on outside arm on applicable models)

Dimensions

E1062 E1162 EC1062 EC1162	Overall			Seat			Back H	Arm H	Kick Out Seat D	Recline D	Distance from Wall
	W	D	H	W	D	H					
R1062 R1162 RC1062 RC1162	33.5	34.5	47.5	24	21	21.5	28.5	27	40	75.5	20
K1062 K1162 KC1062 KC1162	33.5	38.5	47	24	21	21.5	28	27	40	76.5	20
KM1062 KM1162 KMC1062 KMC1162	33.5	38.5	47	24	21	21.5	28	26.5	40	76.5	20

General Info

COM:	5.7 yds
w/ Chaise COM:	6.1 yds
Wt Cap:	650 lb
Unit Weight:	166 lb

Available Options

ARM CAP OPTIONS

See pg 2 for finishes

U	Urethane	Standard
J1	Solid Surface - Group 1	619
J2	Solid Surface - Group 2	819

CASTER OPTIONS

Q3	3" - Dual Wheel Central Locking System	1019
Q4	4" - Central Lock & Steer System	1019
Q5	5" - Central Lock & Steer System	1139
S4	4" - (2) Caster Lock & Steer System	569
4S3R1	4" - (3) Swivel/(1) Rigid Locking Casters	Standard
4S4	4" - (4) Swivel Locking Casters	39

HEAT/MESSAGE OPTIONS (IEC 60601-1 CERTIFIED)

Wand Controls

HW	Heat	1139
HMW	Heat & Massage	1369

ADDITIONAL FEATURES & OPTIONS

PB	Push Bar	Standard
EG	Protective Edge Guard	Standard
QR	Additional Quick Release Accessory Bracket	69
CAL	CAL TB133	See pg 9
Z	Multi Cover	Use Pricing for Highest Grade

PATIENT WELLNESS & COMFORT OPTIONS

ABP	Adjustable Back Pad (COM 1.75 yds)	
	Textile Grades COM-B	459
	Textile Grades C-I	569
AHP	Adjustable Head Rest Pillow (COM 1 yd)	339
DP	Dual IV Poles & Brackets ¹	498
FBH	Foley Bag Holder	89
FT	Foot Tray	279
IV	IV Pole & Bracket ¹	249
LC	LiquiCell	229
LCKFR	Orthopedic Locking Footrest	399
MBB	Moisture Barrier (Back)	59
MBS	Moisture Barrier (Seat)	59
MR67	Monitor Arm, on Fold Down Arm ^{1,2}	899
MTR67	Monitor Arm with Tray, on Fold Down Arm ^{1,2}	999
PR1	Paper Roll Holder ³	229
TE	Trendelenburg	339
USB	USB Power Outlet (IEC 60601-1 Certified)	459
WR	Wrist Restraint Mounts (pair)	229

TRAY TABLE OPTIONS

TD362	Dual Adjustable Side Trays, on Fold Down Arms ^{1,5}	898
TSR167	Adjustable (Right) Side Tray, on Fold Down Arm ^{1,5}	449
TSL167	Adjustable (Left) Side Tray, on Fold Down Arm ^{1,5}	449

FOLD DOWN TRANSFER ARM SPECIFIC

HC	Hinge Cover	Standard
----	-------------	----------

Refer to pg 130 for full option details and images

¹Includes QR bracket connection installed on recliner

²Standard on right side (facing). Replace "R" with "L" for left side (facing) option where available.

³Takes place of Push Bar. Paper sold separately.

⁴Contact customer service for solid surface pricing

⁵Over the lap tray function recommended in seated position.

