

BEHAVIORAL HEALTH



General Product Information

- Utilizes tamper-resistant hardware
- Sled-style base
- Passive Flex Back
- Seat clean-out
- Wall-saver leg design
- Arms connected by heavy steel rails
- Molded seat foam on 21" seats
- Back foam: 1.7 density foam that meets CAL 117 Fire Standards
- Comfort webbing in seats
- Field replaceable components

To Order, Specify

- Model Number
- Textile
- Finish
- Options

Available Options

FRAME OPTIONS *See pg 2 for finishes*
**Default 540 Pewter finish. 211 Silver Frost available at no charge.*

ARM CAP OPTIONS *See pg 2 for finishes*

- U Urethane Standard on specified models
- F Fully Upholstered Arms Standard on specified models

ADDITIONAL FEATURES & OPTIONS

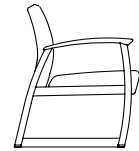
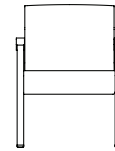
- M Additional Weight Specified models
- CAL CAL TB133 See pg 9
- Z Multi Cover Use Pricing for Highest Grade
- MB Moisture Barrier See pg 11

KOT19 - Behavioral Health Chair

Dimensions

Overall			Seat		
W	D	H	W	D	H
24.5	29.5	33.25	20.75	19.5	18.25
			Back H	Arm H	
			15	25.75	

COM: 1.7 yds
 Wt Cap: 550 lb
 Unit Weight: 62 lb



KOT19U with Urethane Arm Caps

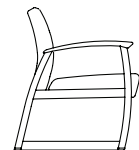
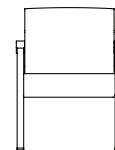
COM	Dillon/Carson	A ₅	B ₆	C ₇	D ₈	E ₉	F ₁₀	G ₁₁	H ₁₂	I ₁₃
1,999	2,029	2,069	2,109	2,159	2,199	2,289	2,309	2,399	2,499	2,599

KOT19-M - Behavioral Health Chair with Additional Weight

Dimensions

Overall			Seat		
W	D	H	W	D	H
24.5	29.5	33.25	20.75	19.5	18.25
			Back H	Arm H	
			15	25.75	

COM: 1.7 yds
 Wt Cap: 550 lb
 Unit Weight: 96 lb



KOT19UM with Urethane Arm Caps

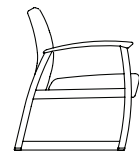
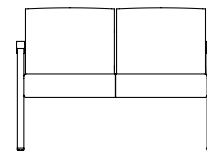
COM	Dillon/Carson	A ₅	B ₆	C ₇	D ₈	E ₉	F ₁₀	G ₁₁	H ₁₂	I ₁₃
2,369	2,389	2,399	2,489	2,549	2,559	2,639	2,669	2,759	2,809	2,869

KOT29 - 2 Seat Behavioral Health Chair

Dimensions

Overall			Seat		
W	D	H	W	D	H
45.5	29.5	33.25	42	19.5	18.25
			Back H	Arm H	
			15	25.75	

COM: 2.9 yds
 Wt Cap: 750 lb
 Unit Weight: 95 lb



KOT29U with Urethane Arm Caps

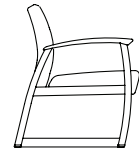
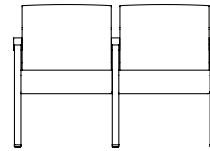
COM	Dillon/Carson	A ₅	B ₆	C ₇	D ₈	E ₉	F ₁₀	G ₁₁	H ₁₂	I ₁₃
3,119	3,159	3,229	3,329	3,419	3,479	3,639	3,789	3,949	4,019	4,149

KOT29I - 2 Seat Behavioral Health Chair with Intervening Arm

Dimensions

Overall			Seat		
W	D	H	W	D	H
47	29.5	33.25	20.75	19.5	18.25
			Back H	Arm H	
			15	25.75	

COM: 3 yds
 Wt Cap: 750 lb
 Unit Weight: 110 lb



KOT29IU with Urethane Arm Caps

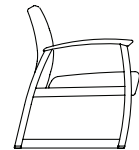
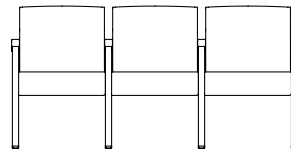
COM	Dillon/Carson	A ₅	B ₆	C ₇	D ₈	E ₉	F ₁₀	G ₁₁	H ₁₂	I ₁₃
3,729	3,759	3,829	4,019	4,149	4,169	4,369	4,449	4,649	4,659	4,669

KOT39I - 3 Seat Behavioral Health Chair with Intervening Arms

Dimensions

Overall			Seat		
W	D	H	W	D	H
69.5	29.5	33.25	20.75	19.5	18.25
			Back H	Arm H	
			15	25.75	

COM: 4.4 yds
 Wt Cap: 1000 lb
 Unit Weight: 159 lb



KOT39IU with Urethane Arm Caps

COM	Dillon/Carson	A ₅	B ₆	C ₇	D ₈	E ₉	F ₁₀	G ₁₁	H ₁₂	I ₁₃
5,129	5,269	5,379	5,459	5,669	5,739	5,989	6,119	6,409	6,439	6,499