



**General Product Information**

- Passive Flex Back
- Seat clean-out
- Wall-saver leg design
- Adjustable glides
- 16 gauge steel frame
- Arms connected by heavy steel rails
- Seat foam: 2.8 high resilience density foam that meets CAL 117 Fire Standards
- Back foam: 1.7 density foam that meets CAL 117 Fire Standards
- Comfort webbing in seats
- Field replaceable components

**To Order, Specify**

- Model Number
- Textile
- Finish
- Options

**Available Options**

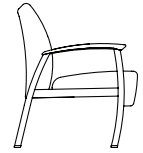
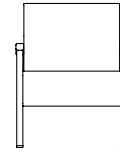
<p><b>FRAME OPTIONS</b> <span style="float: right;"><i>See pg 2 for finishes</i></span>  <i>*Default 540 Pewter finish. 211 Silver Frost available at no charge.</i></p> <p><b>ARM CAP OPTIONS</b> <span style="float: right;"><i>See pg 2 for finishes</i></span></p> <p>U Urethane <span style="float: right;">Standard</span></p>	<p><b>ADDITIONAL FEATURES &amp; OPTIONS</b></p> <table border="0"> <tr> <td>CAL</td> <td>CAL TB133</td> <td style="text-align: right;"><i>See pg 9</i></td> </tr> <tr> <td>Z</td> <td>Multi Cover</td> <td style="text-align: right;"><i>Use Pricing for Highest Grade</i></td> </tr> <tr> <td>MB</td> <td>Moisture Barrier</td> <td style="text-align: right;"><i>See pg 11</i></td> </tr> </table>	CAL	CAL TB133	<i>See pg 9</i>	Z	Multi Cover	<i>Use Pricing for Highest Grade</i>	MB	Moisture Barrier	<i>See pg 11</i>
CAL	CAL TB133	<i>See pg 9</i>								
Z	Multi Cover	<i>Use Pricing for Highest Grade</i>								
MB	Moisture Barrier	<i>See pg 11</i>								

**KOL12 - Lounge Chair**

**Dimensions**

Overall			Seat		
W	D	H	W	D	H
27	30	35	24	20.5	18
		<b>Back H</b>			<b>Arm H</b>
		16			25.5

**COM:** 2 yds  
**Wt Cap:** 550 lb  
**Unit Weight:** 56.3 lb



**KOL12U with Urethane Arm Caps**

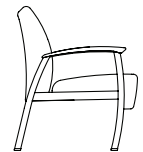
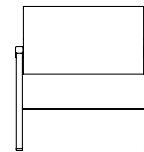
COM	Dillon/Carson	A <sub>5</sub>	B <sub>6</sub>	C <sub>7</sub>	D <sub>8</sub>	E <sub>9</sub>	F <sub>10</sub>	G <sub>11</sub>	H <sub>12</sub>	I <sub>13</sub>
2,129	2,139	2,169	2,219	2,269	2,339	2,429	2,549	2,669	2,859	3,019

**KOL12B - Bariatric Lounge Chair**

**Dimensions**

Overall			Seat		
W	D	H	W	D	H
33	30	35	30	20.5	19
		<b>Back H</b>			<b>Arm H</b>
		16			25.5

**COM:** 3 yds  
**Wt Cap:** 750 lb  
**Unit Weight:** 63.5 lb



**KOL12BU with Urethane Arm Caps**

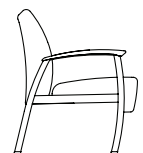
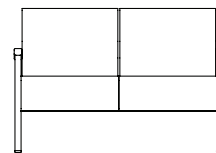
COM	Dillon/Carson	A <sub>5</sub>	B <sub>6</sub>	C <sub>7</sub>	D <sub>8</sub>	E <sub>9</sub>	F <sub>10</sub>	G <sub>11</sub>	H <sub>12</sub>	I <sub>13</sub>
2,379	2,399	2,419	2,489	2,599	2,689	2,799	2,829	3,079	3,279	3,479

**KOL24 - 2 Seat Lounge Chair**

**Dimensions**

Overall			Seat		
W	D	H	W	D	H
51.25	30	35	48	20.5	19
		<b>Back H</b>			<b>Arm H</b>
		16			25.5

**COM:** 3.5 yds  
**Wt Cap:** 750 lb  
**Unit Weight:** 89 lb



**KOL24U with Urethane Arm Caps**

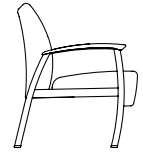
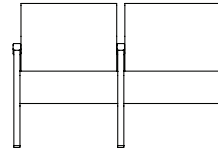
COM	Dillon/Carson	A <sub>5</sub>	B <sub>6</sub>	C <sub>7</sub>	D <sub>8</sub>	E <sub>9</sub>	F <sub>10</sub>	G <sub>11</sub>	H <sub>12</sub>	I <sub>13</sub>
3,029	3,049	3,129	3,189	3,319	3,429	3,549	3,629	3,969	4,259	4,539

**KOL24I - 2 Seat Lounge Chair with Intervening Arm**

**Dimensions**

Overall			Seat		
W	D	H	W	D	H
51.25	30	35	24	20.5	19
		<b>Back H</b>			<b>Arm H</b>
		16			25.5

**COM:** 3.7 yds  
**Wt Cap:** 1000 lb  
**Unit Weight:** 101 lb



**KOL24IU with Urethane Arm Caps**

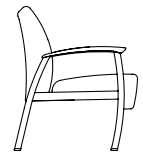
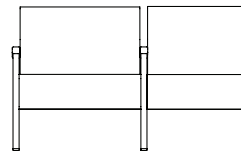
COM	Dillon/Carson	A <sub>5</sub>	B <sub>6</sub>	C <sub>7</sub>	D <sub>8</sub>	E <sub>9</sub>	F <sub>10</sub>	G <sub>11</sub>	H <sub>12</sub>	I <sub>13</sub>
3,809	3,879	3,959	4,109	4,309	4,499	4,729	4,839	4,919	4,989	5,249

**KOL24IBL - 2 Seat Left 30" Bariatric Lounge Chair with Intervening Arm**

**Dimensions**

Overall			Seat		
W	D	H	W	D	H
58.5	30	35	30	20.5	19
		<b>Back H</b>			<b>Arm H</b>
		16			25.5

**COM:** 4 yds  
**Wt Cap:** 1000 lb  
**Unit Weight:** 110.5 lb



**KOL24IBLU with Urethane Arm Caps**

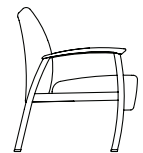
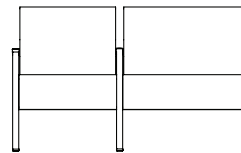
COM	Dillon/Carson	A <sub>5</sub>	B <sub>6</sub>	C <sub>7</sub>	D <sub>8</sub>	E <sub>9</sub>	F <sub>10</sub>	G <sub>11</sub>	H <sub>12</sub>	I <sub>13</sub>
3,749	3,779	3,869	3,919	4,089	4,219	4,369	4,459	4,729	5,059	5,459

**KOL24IBR - 2 Seat Right 30" Bariatric Lounge Chair with Intervening Arm**

**Dimensions**

Overall			Seat		
W	D	H	W	D	H
58.5	30	35	30	20.5	19
		<b>Back H</b>			<b>Arm H</b>
		16			25.5

**COM:** 4 yds  
**Wt Cap:** 1000 lb  
**Unit Weight:** 110.5 lb



**KOL24IBRU with Urethane Arm Caps**

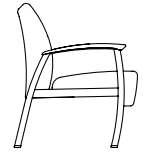
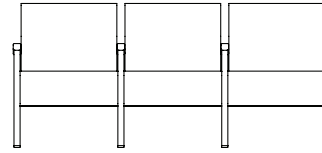
COM	Dillon/Carson	A <sub>5</sub>	B <sub>6</sub>	C <sub>7</sub>	D <sub>8</sub>	E <sub>9</sub>	F <sub>10</sub>	G <sub>11</sub>	H <sub>12</sub>	I <sub>13</sub>
3,749	3,779	3,869	3,919	4,089	4,219	4,369	4,459	4,729	5,059	5,459

**KOL36I - 3 Seat Lounge Chair with Intervening Arms**

**Dimensions**

Overall			Seat		
W	D	H	W	D	H
78.25	30	35	24	20.5	19
			Back H	Arm H	
			16	25.5	

**COM:** 5.3 yds  
**Wt Cap:** 1000 lb  
**Unit Weight:** 143 lb



**KOL36IU with Urethane Arm Caps**

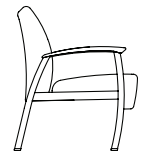
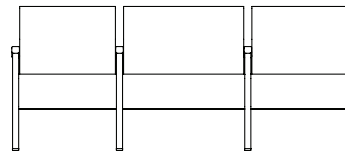
COM	Dillon/Carson	A <sub>5</sub>	B <sub>6</sub>	C <sub>7</sub>	D <sub>8</sub>	E <sub>9</sub>	F <sub>10</sub>	G <sub>11</sub>	H <sub>12</sub>	I <sub>13</sub>
5,099	5,159	5,229	5,379	5,599	5,829	6,009	6,179	6,339	6,499	6,879

**KOL36IBC - 3 Seat Center 30" Bariatric Lounge Chair with Intervening Arms**

**Dimensions**

Overall			Seat		
W	D	H	W	D	H
84.25	30	35	30	20.5	19
			Back H	Arm H	
			16	25.5	

**COM:** 5.6 yds  
**Wt Cap:** 1000 lb  
**Unit Weight:** 153 lb



**KOL36IBCU with Urethane Arm Caps**

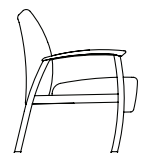
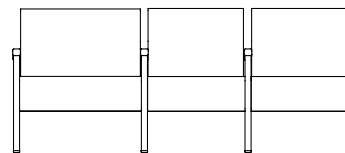
COM	Dillon/Carson	A <sub>5</sub>	B <sub>6</sub>	C <sub>7</sub>	D <sub>8</sub>	E <sub>9</sub>	F <sub>10</sub>	G <sub>11</sub>	H <sub>12</sub>	I <sub>13</sub>
4,929	4,979	5,099	5,189	5,409	5,619	5,839	5,989	6,079	6,619	7,019

**KOL36IBL - 3 Seat Left 30" Bariatric Lounge Chair with Intervening Arms**

**Dimensions**

Overall			Seat		
W	D	H	W	D	H
84.25	30	35	30	20.5	19
			Back H	Arm H	
			16	25.5	

**COM:** 5.6 yds  
**Wt Cap:** 1000 lb  
**Unit Weight:** 153 lb



**KOL36IBLU with Urethane Arm Caps**

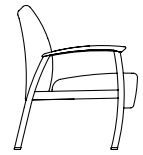
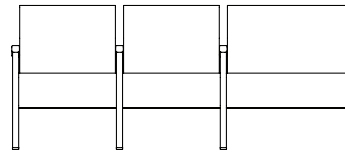
COM	Dillon/Carson	A <sub>5</sub>	B <sub>6</sub>	C <sub>7</sub>	D <sub>8</sub>	E <sub>9</sub>	F <sub>10</sub>	G <sub>11</sub>	H <sub>12</sub>	I <sub>13</sub>
4,929	4,979	5,099	5,189	5,409	5,619	5,839	5,989	6,079	6,619	7,019

**KOL36IBR - 3 Seat Right 30" Bariatric Lounge Chair with Intervening Arms**

**Dimensions**

Overall			Seat		
W	D	H	W	D	H
84.25	30	35	30	20.5	19
			Back H	Arm H	
			16	25.5	

COM: 5.6 yds  
 Wt Cap: 1000 lb  
 Unit Weight: 153 lb



**KOL36IBRU with Urethane Arm Caps**

COM	Dillon/Carson	A <sub>5</sub>	B <sub>6</sub>	C <sub>7</sub>	D <sub>8</sub>	E <sub>9</sub>	F <sub>10</sub>	G <sub>11</sub>	H <sub>12</sub>	I <sub>13</sub>
4,929	4,979	5,099	5,189	5,409	5,619	5,839	5,989	6,079	6,619	7,019