



**General Product Information**

- Standard with fully upholstered arms & metal feet
- Passive Flex Back
- Seat clean-out
- Wall-saver leg design
- All interior joints are CNC cut/puzzle-jointed, corner blocked, screwed, & glued together
- Commercial grade double-walled plywood interior frame
- Arms connected by 14 gauge steel support tubes
- Seat foam: 2.8 high resilience density foam that meets CAL 117 Fire Standards
- Back foam: 1.7 density foam that meets CAL 117 Fire Standards
- Comfort webbing in seats and sinuous springs in backs
- Field replaceable components

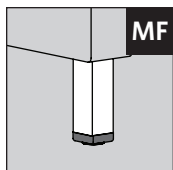
**To Order, Specify**

- Model Number
- Textile
- Finish
- Options

**Available Options**

<b>ARM CAP OPTIONS</b>		<i>See pg 2 for finishes</i>		
		<b>2 Arms</b>	<b>3 Arms</b>	<b>4 Arms</b>
U	Urethane	210	315	420
J1	Solid Surface - Group 1	618	927	1236
J2	Solid Surface - Group 2	818	1227	1636
F	Fully Upholstered Arms	Standard		

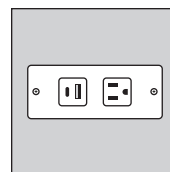
<b>FEET OPTIONS</b>		<i>See pg 2 for finishes</i>	
MF	Metal Feet* with Adjustable Glides	Standard	
WF	Wood Feet		
	4 Wood Feet (Single Seat, Love Seat, Sofa)	109	
	6 Wood Feet (2-Seat w/ Intervening Arms)	169	
	8 Wood Feet (3-Seat w/ Intervening Arms)	229	



\*Default 540 Pewter finish. 211 Silver Frost available at no charge.

**POWER OPTIONS**

PU8 Power<sup>1</sup> (USB-A/USB-C/Grounded Receptacle) 209



**ADDITIONAL FEATURES & OPTIONS**

CAL CAL TB133 See pg 9  
 Z Multi Cover Use Pricing for Highest Grade  
 MB Moisture Barrier See pg 11

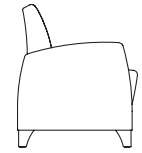
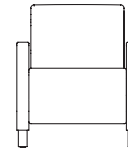
<sup>1</sup>Installed on outside of left (facing) arm

**KOU10 - Lounge Chair**

**Dimensions**

Overall			Seat		
W	D	H	W	D	H
27.25	30	33.75	21.75	19	18
Back H		Arm H			
15.75		25			

**COM:** 3.8 yds  
**Wt Cap:** 550 lb  
**Unit Weight:** 82 lb



**KOU10 Standard with Fully Upholstered Arms** (Refer to pg 66 for arm cap options)

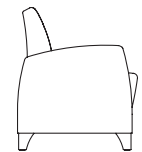
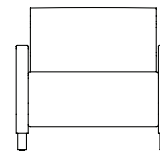
COM	Dillon/Carson	A <sub>5</sub>	B <sub>6</sub>	C <sub>7</sub>	D <sub>8</sub>	E <sub>9</sub>	F <sub>10</sub>	G <sub>11</sub>	H <sub>12</sub>	I <sub>13</sub>
2,229	2,259	2,359	2,489	2,599	2,739	2,869	3,009	3,259	3,459	3,619

**KOU10B - Bariatric Lounge Chair**

**Dimensions**

Overall			Seat		
W	D	H	W	D	H
34.5	30	33.75	29.5	19	18
Back H		Arm H			
15.75		25			

**COM:** 4.5 yds  
**Wt Cap:** 750 lb  
**Unit Weight:** 102 lb



**KOU10B Standard with Fully Upholstered Arms** (Refer to pg 66 for arm cap options)

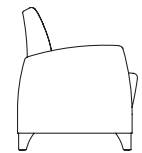
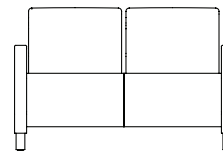
COM	Dillon/Carson	A <sub>5</sub>	B <sub>6</sub>	C <sub>7</sub>	D <sub>8</sub>	E <sub>9</sub>	F <sub>10</sub>	G <sub>11</sub>	H <sub>12</sub>	I <sub>13</sub>
2,619	2,649	2,779	2,829	2,979	3,049	3,169	3,339	3,679	3,929	4,189

**KOU20 - Lounge Loveseat**

**Dimensions**

Overall			Seat		
W	D	H	W	D	H
49.75	30	33.75	44	19	18
Back H		Arm H			
15.75		25			

**COM:** 5.4 yds  
**Wt Cap:** 750 lb  
**Unit Weight:** 120 lb



**KOU20 Standard with Fully Upholstered Arms** (Refer to pg 66 for arm cap options)

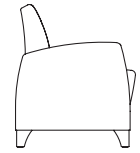
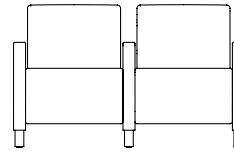
COM	Dillon/Carson	A <sub>5</sub>	B <sub>6</sub>	C <sub>7</sub>	D <sub>8</sub>	E <sub>9</sub>	F <sub>10</sub>	G <sub>11</sub>	H <sub>12</sub>	I <sub>13</sub>
3,189	3,239	3,399	3,559	3,749	3,929	4,129	4,349	4,719	5,179	5,419

**KOU20I - 2 Seat Lounge Chair with Intervening Arm**

**Dimensions**

Overall			Seat		
W	D	H	W	D	H
51.75	30	33.75	21.75	19	18
			Back H	Arm H	
			15.75	25	

COM: 6.4 yds  
 Wt Cap: 1000 lb  
 Unit Weight: 140 lb



**KOU20I Standard with Fully Upholstered Arms** (Refer to pg 66 for arm cap options)

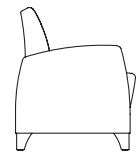
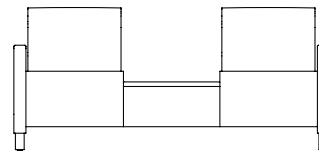
COM	Dillon/Carson	A <sub>5</sub>	B <sub>6</sub>	C <sub>7</sub>	D <sub>8</sub>	E <sub>9</sub>	F <sub>10</sub>	G <sub>11</sub>	H <sub>12</sub>	I <sub>13</sub>
3,879	3,949	4,139	4,309	4,569	4,729	4,949	5,219	5,579	6,039	6,269

**KOU20T - 2 Seat Lounge Chair with Intervening Table**

**Dimensions**

Overall			Seat		
W	D	H	W	D	H
71.75	30	33.75	21.75	19	18
			Back H	Arm H	
			15.75	25	

COM: 6 yds  
 Wt Cap: 750 lb  
 Unit Weight: 155 lb



**KOU20T Standard with Fully Upholstered Arms** (Refer to pg 66 for arm cap options)

COM	Dillon/Carson	A <sub>5</sub>	B <sub>6</sub>	C <sub>7</sub>	D <sub>8</sub>	E <sub>9</sub>	F <sub>10</sub>	G <sub>11</sub>	H <sub>12</sub>	I <sub>13</sub>
4,389	4,439	4,679	4,829	5,099	5,279	5,509	5,809	5,889	6,269	6,609

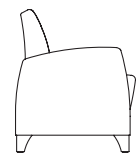
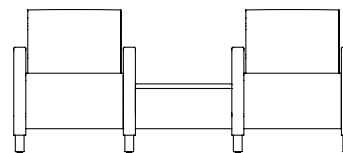
(Tables standard with thermofoil top. Contact customer service for solid surface pricing)

**KOU20IT - 2 Seat Lounge Chair with Intervening Table & Intervening Arms**

**Dimensions**

Overall			Seat		
W	D	H	W	D	H
76.25	30	33.75	21.75	19	18
			Back H	Arm H	
			15.75	25	

COM: 7.8 yds  
 Wt Cap: 1000 lb  
 Unit Weight: 180 lb



**KOU20IT Standard with Fully Upholstered Arms** (Refer to pg 66 for arm cap options)

COM	Dillon/Carson	A <sub>5</sub>	B <sub>6</sub>	C <sub>7</sub>	D <sub>8</sub>	E <sub>9</sub>	F <sub>10</sub>	G <sub>11</sub>	H <sub>12</sub>	I <sub>13</sub>
4,969	5,029	5,309	5,489	5,799	6,019	6,279	6,599	6,769	7,239	7,589

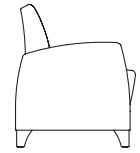
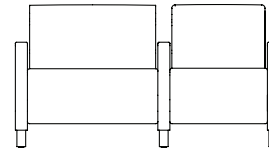
(Tables standard with thermofoil top. Contact customer service for solid surface pricing)

**KOU20IBL - 2 Seat Left 29.5" Bariatric Lounge Chair with Intervening Arm**

**Dimensions**

Overall			Seat		
W	D	H	W	D	H
59.125	30	33.75	29.5	19	18
			Back H	Arm H	
			15.75	25	

COM: 6.9 yds  
 Wt Cap: 1000 lb  
 Unit Weight: 150 lb



**KOU20IBL Standard with Fully Upholstered Arms** (Refer to pg 66 for arm cap options)

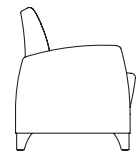
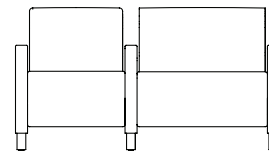
COM	Dillon/Carson	A <sub>5</sub>	B <sub>6</sub>	C <sub>7</sub>	D <sub>8</sub>	E <sub>9</sub>	F <sub>10</sub>	G <sub>11</sub>	H <sub>12</sub>	I <sub>13</sub>
4,309	4,339	4,559	4,709	4,929	5,129	5,309	5,529	5,889	6,269	6,589

**KOU20IBR - 2 Seat Right 29.5" Bariatric Lounge Chair with Intervening Arm**

**Dimensions**

Overall			Seat		
W	D	H	W	D	H
59.125	30	33.75	29.5	19	18
			Back H	Arm H	
			15.75	25	

COM: 6.9 yds  
 Wt Cap: 1000 lb  
 Unit Weight: 150 lb



**KOU20IBR Standard with Fully Upholstered Arms** (Refer to pg 66 for arm cap options)

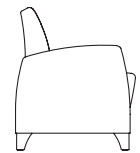
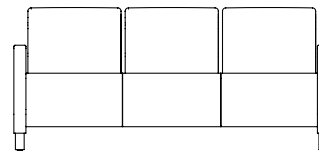
COM	Dillon/Carson	A <sub>5</sub>	B <sub>6</sub>	C <sub>7</sub>	D <sub>8</sub>	E <sub>9</sub>	F <sub>10</sub>	G <sub>11</sub>	H <sub>12</sub>	I <sub>13</sub>
4,309	4,339	4,559	4,709	4,929	5,129	5,309	5,529	5,889	6,269	6,589

**KOU30 - Lounge Sofa**

**Dimensions**

Overall			Seat		
W	D	H	W	D	H
71.75	30	33.75	66.5	19	18
			Back H	Arm H	
			15.75	25	

COM: 7 yds  
 Wt Cap: 750 lb  
 Unit Weight: 155 lb



**KOU30 Standard with Fully Upholstered Arms** (Refer to pg 66 for arm cap options)

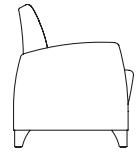
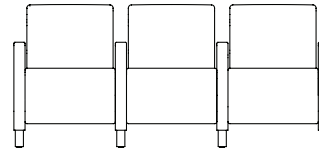
COM	Dillon/Carson	A <sub>5</sub>	B <sub>6</sub>	C <sub>7</sub>	D <sub>8</sub>	E <sub>9</sub>	F <sub>10</sub>	G <sub>11</sub>	H <sub>12</sub>	I <sub>13</sub>
4,159	4,259	4,509	4,669	4,959	5,169	5,429	5,749	6,199	6,769	7,099

**KOU30I - 3 Seat Lounge Chair with Intervening Arms**

**Dimensions**

Overall			Seat		
W	D	H	W	D	H
76.25	30	33.75	21.75	19	18
			Back H	Arm H	
			15.75	25	

**COM:** 9.1 yds  
**Wt Cap:** 1000 lb  
**Unit Weight:** 196 lb



**KOU30I Standard with Fully Upholstered Arms** (Refer to pg 66 for arm cap options)

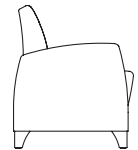
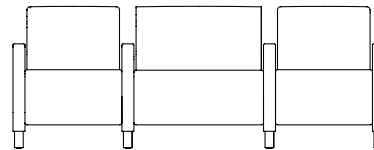
COM	Dillon/Carson	A <sub>5</sub>	B <sub>6</sub>	C <sub>7</sub>	D <sub>8</sub>	E <sub>9</sub>	F <sub>10</sub>	G <sub>11</sub>	H <sub>12</sub>	I <sub>13</sub>
5,489	5,599	5,919	6,129	6,489	6,749	7,099	7,489	7,649	8,259	8,669

**KOU30IBC - 3 Seat Center 29.5" Bariatric Lounge Chair with Intervening Arms**

**Dimensions**

Overall			Seat		
W	D	H	W	D	H
84	30	33.75	29.5	19	18
			Back H	Arm H	
			15.75	25	

**COM:** 9.6 yds  
**Wt Cap:** 1000 lb  
**Unit Weight:** 205 lb



**KOU30IBC Standard with Fully Upholstered Arms** (Refer to pg 66 for arm cap options)

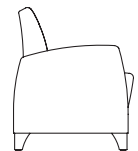
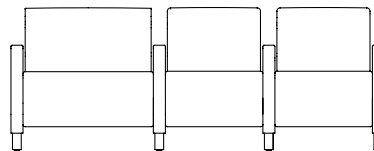
COM	Dillon/Carson	A <sub>5</sub>	B <sub>6</sub>	C <sub>7</sub>	D <sub>8</sub>	E <sub>9</sub>	F <sub>10</sub>	G <sub>11</sub>	H <sub>12</sub>	I <sub>13</sub>
6,099	6,489	6,609	6,649	6,919	7,209	7,429	7,809	7,969	8,609	9,039

**KOU30IBL - 3 Seat Left 29.5" Bariatric Lounge Chair with Intervening Arms**

**Dimensions**

Overall			Seat		
W	D	H	W	D	H
84	30	33.75	29.5	19	18
			Back H	Arm H	
			15.75	25	

**COM:** 9.6 yds  
**Wt Cap:** 1000 lb  
**Unit Weight:** 205 lb



**KOU30IBL Standard with Fully Upholstered Arms** (Refer to pg 66 for arm cap options)

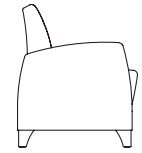
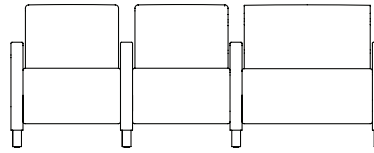
COM	Dillon/Carson	A <sub>5</sub>	B <sub>6</sub>	C <sub>7</sub>	D <sub>8</sub>	E <sub>9</sub>	F <sub>10</sub>	G <sub>11</sub>	H <sub>12</sub>	I <sub>13</sub>
6,099	6,149	6,469	6,649	6,919	7,159	7,429	7,809	7,969	8,609	9,039

**KOU30IBR - 3 Seat Right 29.5" Bariatric Lounge Chair with Intervening Arms**

**Dimensions**

Overall			Seat		
W	D	H	W	D	H
84	30	33.75	29.5	19	18
			Back H	Arm H	
			15.75	25	

COM: 9.6 yds  
 Wt Cap: 1000 lb  
 Unit Weight: 205 lb



**KOU30IBR Standard with Fully Upholstered Arms** (Refer to pg 66 for arm cap options)

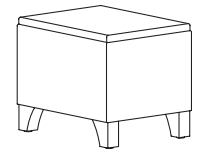
COM	Dillon/Carson	A <sub>5</sub>	B <sub>6</sub>	C <sub>7</sub>	D <sub>8</sub>	E <sub>9</sub>	F <sub>10</sub>	G <sub>11</sub>	H <sub>12</sub>	I <sub>13</sub>
6,099	6,149	6,469	6,649	6,919	7,159	7,429	7,809	7,969	8,609	9,039

**KOU15T - Upholstered Lounge 15" Inline Table**

**Dimensions**

Overall		
W	D	H
16	20.25	19

COM: 1 yds  
 Unit Weight: 34 lb



**KOU15T Standard with Thermofoil Top** (Contact customer service for solid surface pricing - KOU15J)

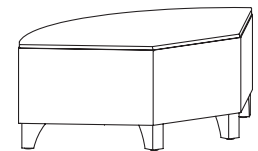
COM	Dillon/Carson	A <sub>5</sub>	B <sub>6</sub>	C <sub>7</sub>	D <sub>8</sub>	E <sub>9</sub>	F <sub>10</sub>	G <sub>11</sub>	H <sub>12</sub>	I <sub>13</sub>
1,219	1,229	1,239	1,259	1,269	1,289	1,309	1,329	1,489	1,559	1,589

**KOU90T - Upholstered Lounge 90 Degree Corner Table**

**Dimensions**

Overall		
W	D	H
45	23.75	18.25

COM: 1 yds  
 Unit Weight: 60 lb



**KOU90T Standard with Thermofoil Top** (Contact customer service for solid surface pricing - KOU90J)

COM	Dillon/Carson	A <sub>5</sub>	B <sub>6</sub>	C <sub>7</sub>	D <sub>8</sub>	E <sub>9</sub>	F <sub>10</sub>	G <sub>11</sub>	H <sub>12</sub>	I <sub>13</sub>
1,629	1,649	1,659	1,669	1,719	1,739	1,749	1,799	1,979	2,059	2,129