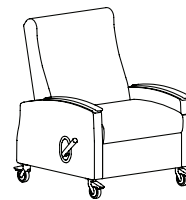
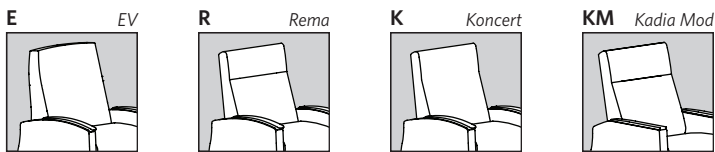


# DURABLE® 750 SERIES

# Bariatric Mobile Healthcare Recliners | Patient Transfer

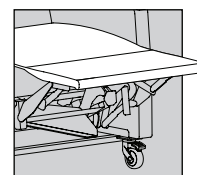
Select Aesthetic Style (Denotes back & arm design)



Single Fold Down Arm  
(Koncert style pictured)

Select Functional Style (Aesthetic style code precedes selected model number below, e.g., KC117)

Model	COM	Dillon	Carson	A <sub>5</sub>	B <sub>6</sub>	C <sub>7</sub>	D <sub>8</sub>	E <sub>9</sub>	F <sub>10</sub>	G <sub>11</sub>	H <sub>12</sub>	I <sub>13</sub>
<b>B1067</b> Bariatric Mobile Healthcare Recliner - Infinite Position Non-Locking Back - Single Fold Down Arm	5,799	5,859	6,029	6,249	6,469	6,719	7,029	7,349	7,819	8,219	8,579	
<b>B1167</b> Bariatric Mobile Healthcare Recliner - Infinite Position Locking Back - Single Fold Down Arm	6,259	6,289	6,439	6,659	6,899	7,129	7,429	7,749	8,139	8,569	8,909	
<b>BC1067</b> Bariatric Mobile Healthcare Chaise Recliner - Infinite Position Non-Locking Back - Single Fold Down Arm	6,019	6,139	6,319	6,629	6,939	7,249	7,619	8,079	8,699	9,029	9,329	
<b>BC1167</b> Bariatric Mobile Healthcare Chaise Recliner - Infinite Position Locking Back - Single Fold Down Arm	6,449	6,589	6,739	7,069	7,319	7,659	8,039	8,459	9,009	9,469	9,689	



Chaise Models

**NOTE:** Transfer arm standard on right side (facing). If specified on left side, handle will be placed on right side and vice versa.

## Dimensions

Model	Overall			Seat			Back H	Arm H	Kick Out Seat D	Recline D	Distance from Wall
	W	D	H	W	D	H					
EB1067   EB1167   EBC1067   EBC1167	38	34.5	47.5	29	21	21.5	28.5	27	40	75.5	20
RB1067   RB1167   RBC1067   RBC1167 KB1067   KB1167   KBC1067   KBC1167	38	38.5	47	29	21	21.5	28	27	40	76.5	20
KMB1067   KMB1167   KMBC1067   KMBC1167	38	38.5	47	29	21	21.5	28	26.5	40	76.5	20

### General Info

COM: 71 yds  
w/ Chaise COM: 8 yds  
Wt Cap: 750 lb  
Unit Weight: 162 lb

## Available Options

ARM CAP OPTIONS		See pg 2 for finishes	PATIENT WELLNESS & COMFORT OPTIONS	
U	Urethane	Standard	AHP	Adjustable Head Rest Pillow (COM 1 yd) 339
J1	Solid Surface - Group 1	619	DP	Dual IV Poles & Brackets <sup>1</sup> 498
J2	Solid Surface - Group 2	819	FBH	Foley Bag Holder 89
CASTER OPTIONS			FT	Foot Tray 279
Q3	3" - Dual Wheel Central Locking System	1019	IV	IV Pole & Bracket <sup>1</sup> 249
Q4	4" - Central Lock & Steer System	1019	LC	LiquiCell 229
Q5	5" - Central Lock & Steer System	1139	LCKFR	Orthopedic Locking Footrest 399
S4	4" - (2) Caster Lock & Steer System	569	MB2B	Moisture Barrier (Back) 89
4S3R1	4" - (3) Swivel/(1) Rigid Locking Casters	Standard	MB2S	Moisture Barrier (Seat) 89
4S4	4" - (4) Swivel Locking Casters	39	MR67	Monitor Arm, on Fold Down Arm <sup>1,2</sup> 899
HEAT/MASSAGE OPTIONS (IEC 60601-1 CERTIFIED)			MTR67	Monitor Arm with Tray, on Fold Down Arm <sup>1,2</sup> 999
Wand Controls			PR1	Paper Roll Holder <sup>3</sup> 229
HW	Heat	1139	TE750	Trendelenburg (Bariatric) 459
HMW	Heat & Massage	1369	USB	USB Power Outlet (IEC 60601-1 Certified) 459
In-Arm Controls			WR	Wrist Restraint Mounts (pair) 229
H	Heat	849	TRAY TABLE OPTIONS	
HM	Heat & Massage	1119	TSL1	Adjustable (Left) Side Tray, on Stationary Arm <sup>1,5</sup> 399
ADDITIONAL FEATURES & OPTIONS			TSR167	Adjustable (Right) Side Tray, on Fold Down Arm <sup>1,5</sup> 449
PB	Push Bar	Standard	FOLD DOWN TRANSFER ARM SPECIFIC	
EG	Protective Edge Guard	Standard	HC	Hinge Cover Standard
QR	Additional Quick Release Accessory Bracket	69	*Refer to pg 130 for full option details and images*	
CAL	CAL TB133	See pg 9		
Z	Multi Cover	Use Pricing for Highest Grade		

<sup>1</sup>Includes QR bracket connection installed on recliner

<sup>2</sup>Standard on right side (facing). Replace "R" with "L" for left side (facing) option where available.

<sup>3</sup>Takes place of Push Bar. Paper sold separately.

<sup>4</sup>Contact customer service for solid surface pricing

<sup>5</sup>Over the lap tray function recommended in seated position.

