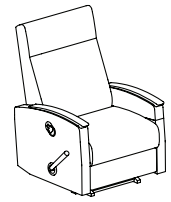



DURABLE® 550 SERIES

Healthcare Rocker Recliners | Stationary

Select Aesthetic Style (Denotes back & arm design)



(Rema style pictured)

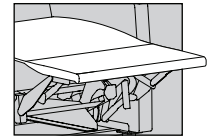
Select Functional Style (Aesthetic style code precedes selected model number below, e.g., RC1127)

1125R **Stationary Rocker Recliner - Infinite Position Locking Back - Right Facing Fold Down Arm**

COM	Dillon/Carson	A ₅	B ₆	C ₇	D ₈	E ₉	F ₁₀	G ₁₁	H ₁₂	I ₁₃
5,109	5,199	5,209	5,339	5,499	5,619	5,899	6,059	6,339	6,659	6,879

C1125R **Stationary Chaise Rocker Recliner - Infinite Position Locking Back - Right Facing Fold Down Arm**

COM	Dillon/Carson	A ₅	B ₆	C ₇	D ₈	E ₉	F ₁₀	G ₁₁	H ₁₂	I ₁₃
5,459	5,599	5,639	5,729	5,919	6,139	6,339	6,549	6,789	7,059	7,269



Chaise Models

NOTE: Transfer arm standard on right side (facing). Replace "R" with "L" in model number to specify on left side, handle will be placed on right side and vice versa.

Dimensions

	Overall			Seat			Back H	Arm H	Kick Out Seat D	Recline D	Distance from Wall
	W	D	H	W	D	H					
E1125R EC1125R E1125L EC1125L	32.5	34.25	43.25	23.75	21	18.75	24.5	24.25	36	71	19.5
R1125R RC1125R R1125L RC1125L	32.5	39	43.25	23.75	21	18.75	24.5	24.25	36	71	18.5
KM1125R KMC1125R KM1125L KMC1125L	32.5	39	43.25	23.75	21	18.75	24.5	24.5	36	71	18.5

General Info	
COM:	4.9 yds
w/ Chaise COM:	5.2 yds
Wt Cap:	550 lb
Unit Weight:	134 lb

Available Options

ARM CAP OPTIONS

See pg 2 for finishes

U	Urethane	Standard
J1	Solid Surface - Group 1	619
J2	Solid Surface - Group 2	819

CASTER OPTIONS

Not applicable on stationary models

ADDITIONAL FEATURES & OPTIONS

EG	Protective Edge Guard	Standard
QR	Additional Quick Release Accessory Bracket	69
CAL	CAL TB133	See pg 9
Z	Multi Cover	Use Pricing for Highest Grade

PATIENT WELLNESS & COMFORT OPTIONS

ABP	Adjustable Back Pad (COM 1.75 yds)	
	Textile Grades COM-B	459
	Textile Grades C-I	569
FBH	Foley Bag Holder	89
MBB	Moisture Barrier (Back)	59
MBS	Moisture Barrier (Seat)	59
ML	Monitor Arm (left side facing) ^{1,2}	849
MTL	Monitor Arm with Tray (left side facing) ^{1,2}	949

Refer to pg 130 for full option details and images

¹Includes QR bracket connection installed on recliner

²Standard on left side (facing). Replace "L" with "R" for right side (facing) option when specifying left side fold down arm.

